

# Compressors Line

EMEA



think ahead

embraco  
*Nidec*

# Table of Contents

- 04** About Nidec Global Appliance
- 06** Our Products
- 09** Nomenclature
- 13** Operating Envelope
- 15** Technical Details
- 26** General Data & Performance
- 117** External Views
- 124** Wiring Diagrams
- 140** Besides the Compressors Portfolio



# We are Nidec Global Appliance

## A global partner for home and commercial refrigeration industries

With over 10.000 employees across 9 countries, Nidec Global Appliance manufactures and commercializes products for domestic and commercial applications, including Embraco refrigeration solutions and Nidec motors for washing machines, dryers and dishwashers. Nidec Global Appliance is a business platform within Nidec Appliance, Commercial and Industrial Motors (ACIM), a business unit of Nidec Corporation.



Over 50 years  
raising the bar  
of refrigeration

### think ahead

Since 1971 Embraco has been responsible for shaping refrigeration market trends by bringing solutions beyond the compressor for the residential and commercial cold chain. A pioneer in fostering the development of variable speed and the use of natural refrigerants over the years, the brand delivers innovation driven by the Think Ahead positioning, which means focusing on the future's needs to transform the refrigeration segment and make its customers' lives easier. Embraco counts on a broad and competitive portfolio for food service, food retail, merchandisers, and medical applications, including complete, synchronized and integrated solutions, which combines efficiency and data intelligence.

	<p><b>Home Appliances</b></p> <p>Products for residential freezers, refrigerators and mini-fridges.</p>
	<p><b>Commercial Appliances</b></p> <p>Compressors and cooling solutions for commercial applications, such as bottle coolers, chest freezers, reach-ins, ice machines, medical refrigerators, etc.</p>
	<p><b>Aftermarket</b></p> <p>Parts distribution, replacement and retail focused on retail owners, installers and contractors.</p>



# Digital Tools



embraco  
toolboxapp



Download on the  
App Store



GET IT ON  
Google Play

Available in all countries and in more than 10 languages, the Embraco Tool Box has 7 functionalities which help refrigeration professionals on their daily routine. **Download the App now for Android and iOS systems.**



### Find inside:

- Cross-reference
- Product catalogue
- Distributor locator
- Unit converter
- Refrigerant slider
- Refrigeration club
- Troubleshooting



### Product Software Selector

Choose the best solution for your business at Embraco's official portfolio platform. Access: [products.embraco.com](https://products.embraco.com)



Embraco website in 11 languages  
[www.embraco.com](https://www.embraco.com)



## Compressor families and their main applications

### FIXED SPEED COMPRESSORS



**EL**

Wine coolers, Small beer dispensers, water dispensers, undercounter freezers



**EM**

Bottle coolers, ice cream freezers, household replacement, water coolers and vending machines. Up to 1/2 HP



**EG/F**

Household replacement and light commercial applications, horizontal freezers, reach ins, vending machines. Up to 1/3+ HP



**EH**

Professional kitchens, bottle coolers, under counters, professional reach Ins. 1/2 HP to 3/4 HP



**NE**

Frozen food islands, professional kitchen upright coolers and freezers, display cases, ultra low temperature freezers. 1/2 to 1 HP



**NT**

Professional kitchens upright coolers and freezers, air curtain reach ins, beer dispensers, ice machines, cold room, ultra low temperature freezers. 3/4 to 1 1/2 HP



**NJ**

Air curtain reach ins, ice machines, cold rooms, blast chillers. 1 to 2 HP



**SE**

Professional kitchens upright coolers and freezers, air curtain reach ins, beer dispensers, ice machines, cold rooms, ultra low temperature freezers. 3/4 to 1 1/2 HP

### VARIABLE SPEED COMPRESSORS



**FMS**

Refrigerator and Freezers, wine coolers, chest freezers. Up to 1/4 HP



**FMX**

Refrigerators and freezers, wine coolers, beverage coolers, chest freezer, medical cooler. Up to 1 HP



**VES**

Refrigerators and freezers, wine coolers, beverage coolers, chest freezer, medical cooler. Up to 1/3+ HP



**VEG**

Refrigerators and freezers, wine coolers, beverage coolers, chest freezers, medical coolers. Up to 1/3+ HP



**VEM**

Refrigerators and freezers, wine coolers, beverage coolers, chest freezers, medical coolers. Up to 1 HP



**VEH**

Refrigerators and freezers, wine coolers, beverage coolers, chest freezers, medical coolers. Up to 3/4 HP



**FMF**

Upright reach ins, beer dispensers, frozen food islands, ultra low temperature freezers. Up to 1 HP



**VNE**

Frozen Islands, Reach Ins, Display cabinets, monoblocks 1/2 to 1 1/4 HP



**VSE**

Cold rooms, Reach ins, Walk in coolers 1.5 to 8 HP

# Embraco Portfolio for Commercial Refrigeration





## Merchandiser


## Food service | Food retail

## Medical

FIXED SPEED



VARIABLE SPEED



CONDENSING UNITS / SYSTEMS



## Nomenclature

### Brazil Line

EM

EM | S | 70 | H | H | R

COMPRESSOR FAMILY  
EM

PRODUCT GENERATION  
□ - Standard Generation  
I - 1<sup>st</sup> Generation  
T - 2<sup>nd</sup> Generation  
U - 3<sup>rd</sup> Generation  
Y - 4<sup>th</sup> Generation  
Z - 5<sup>th</sup> Generation  
X - 6<sup>th</sup> Generation

MECHANICAL KIT  
S - Standard mechanical kit  
□ - Not standard

COMPRESSOR CAPACITY  
In Btu/h – 60Hz – ASHRAE  
Checkpoint divided by 10

REFRIGERANT CODE  
□ - Blends  
C - R600a  
H - R134a  
U - R290  
L - R1234yf

EFFICIENCY LEVEL  
N - Standard efficiency (LBP)  
J - Intermediate efficiency (LBP)  
E - Efficiency improved 1a generation (LBP)  
s - Efficiency improved 2a generation (LBP)  
H - Standard efficiency (L/M/HBP)  
D - Standard efficiency (HBP)  
B - Standard efficiency (M/HBP)  
L - Efficiency improved 2a generation (LBP)

ELECTRICAL COMPONENT	
P - PTC + run. cap. (optional)	LST
R - Relay	
C - PTC + start. cap. (mandatory )	
<hr/>	
X - Relay + cap. part. (mandatory )	HST

F

F | F | U | S | 130 | H | A | X

COMPRESSOR FAMILY  
F/EG

ELECTRICAL SYSTEM  
F -  
Relay/Overload protector  
Start capacitor (optional)

PRODUCT GENERATION  
□ - Standard efficiency  
I - Improved efficiency  
1<sup>st</sup> generation  
U - Improved efficiency  
2<sup>nd</sup> generation (for commercial refrigeration)

STANDARD PLATFORM

COMPRESSOR CAPACITY  
Approximate capacity in Btu/h – 60 Hz  
ASHRAE Checkpoint divided by 10  
(for compressor FG, FFU and FFC)

REFRIGERANT CODE  
H - R134a  
U - R290  
L - R1234yf

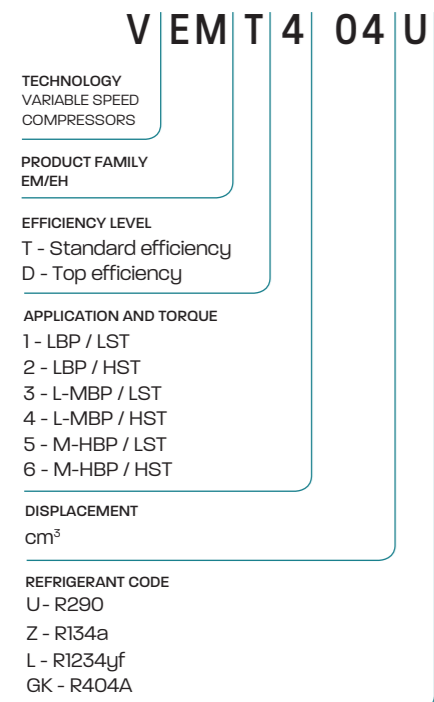
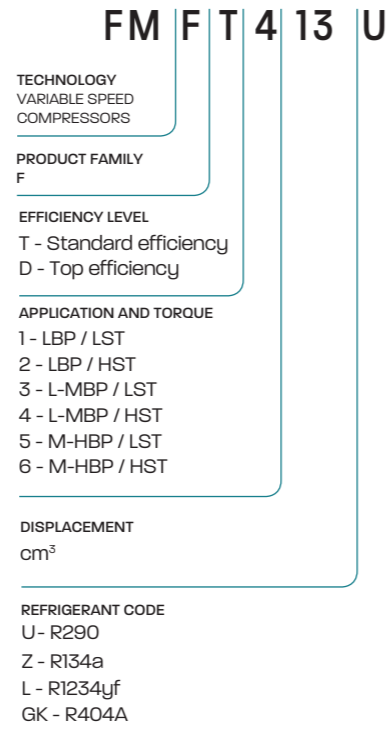
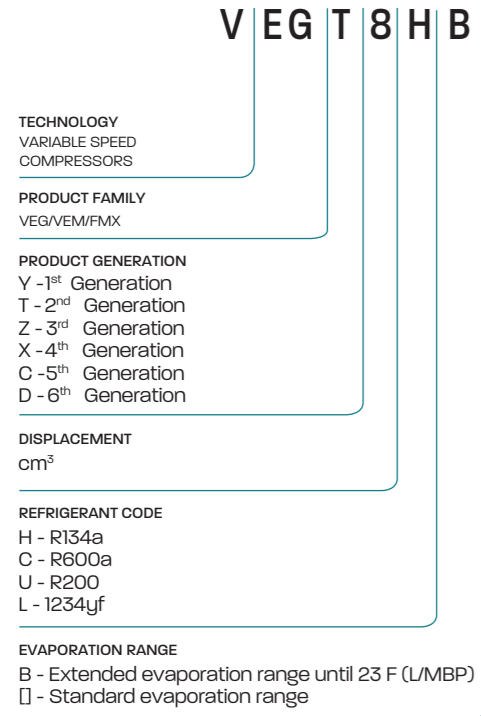
APPLICATION  
A - L/MBP  
B - L/M/HBP

STARTING TORQUE  
K - LST (Low starting torque)  
X - HST (High starting torque)

**RECIPROCATING: 2-38CC | SCROLL: 2-13HP  
AVAILABLE FOR LBP, MBP, HBP APPLICATIONS**

## Nomenclature

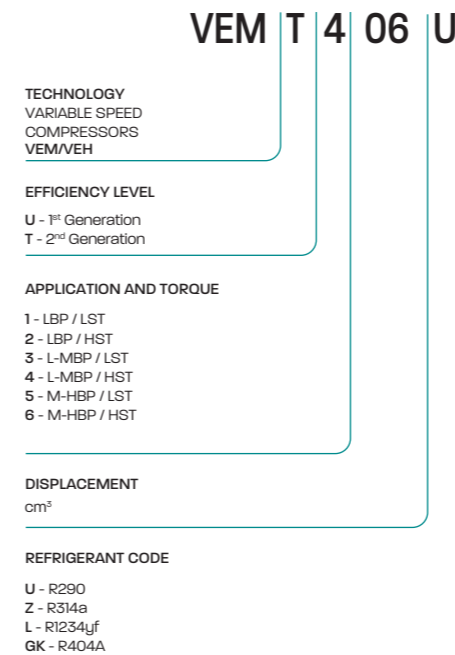
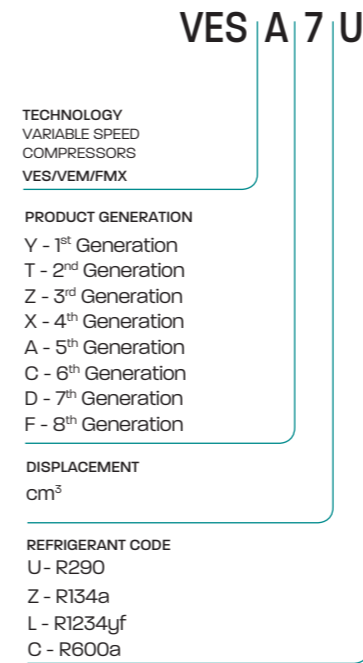
### Brazil Variable Speed Line



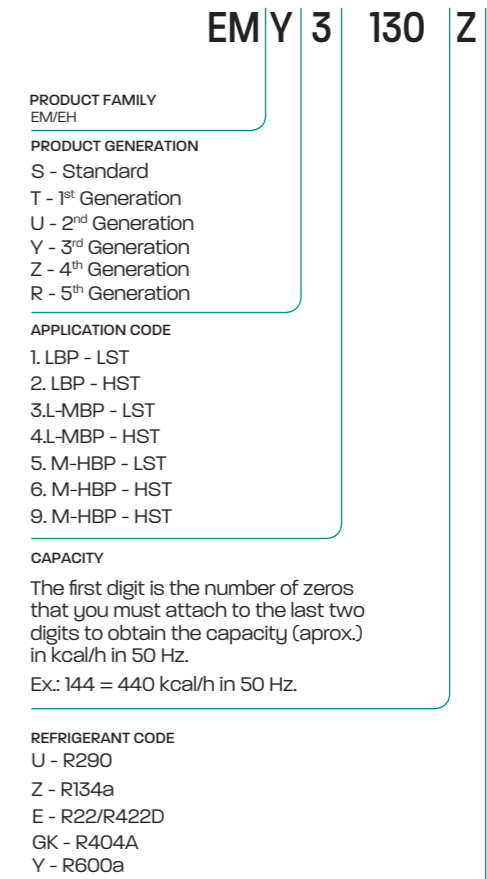
## Nomenclature

### China Line

#### VEM / VES / FMX



#### EM

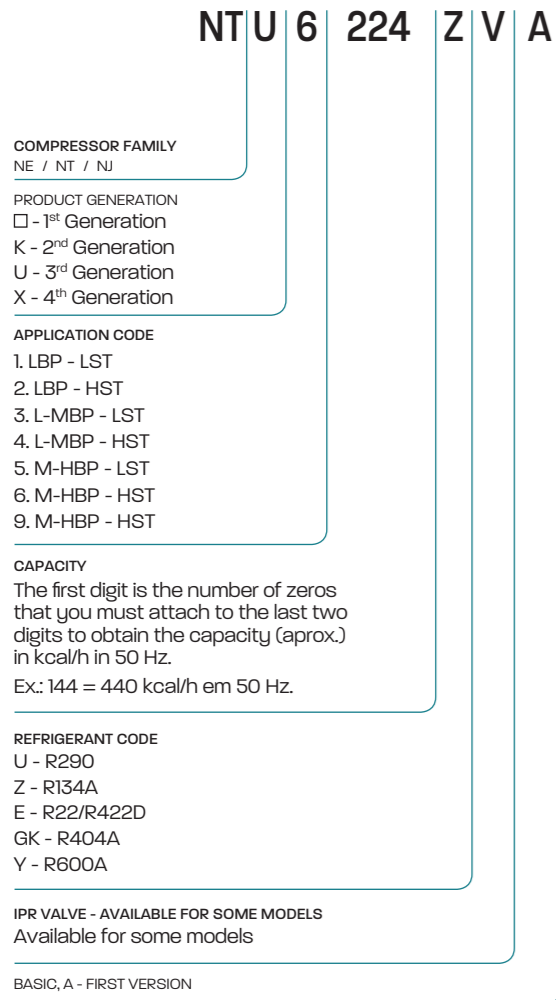


# Technical Information

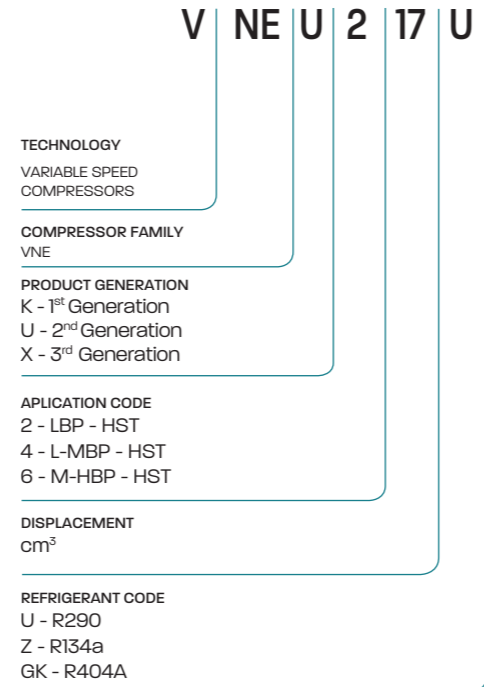
## Nomenclature

### Europe Line

EM / NE / NT / NJ



### Europe Variable Speed Line



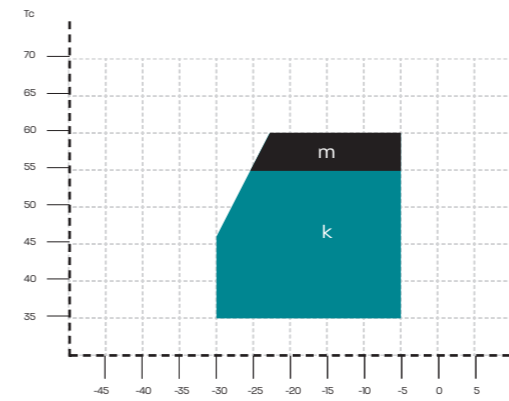
### EM

**COMPRESSOR FAMILY**  
EM

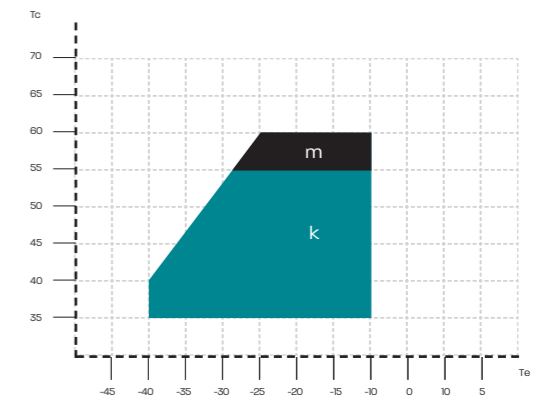
**PRODUCT GENERATION**  
T - 1<sup>st</sup> Generation  
U - 2<sup>nd</sup> Generation  
Y - 3<sup>rd</sup> Generation  
Z - 4<sup>th</sup> Generation  
X - 5<sup>th</sup> Generation  
C - 6<sup>th</sup> Generation

### EMC, EMX, NE, NT, NJ, VNE

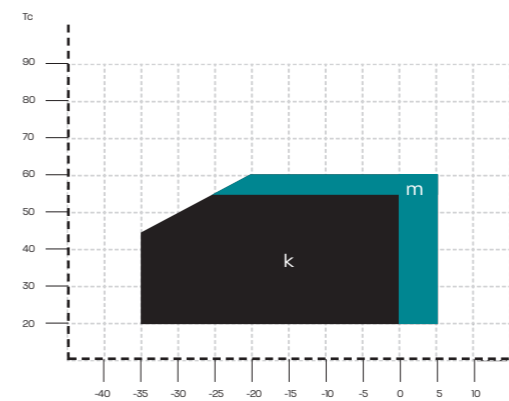
LBP  
R134A - R600A



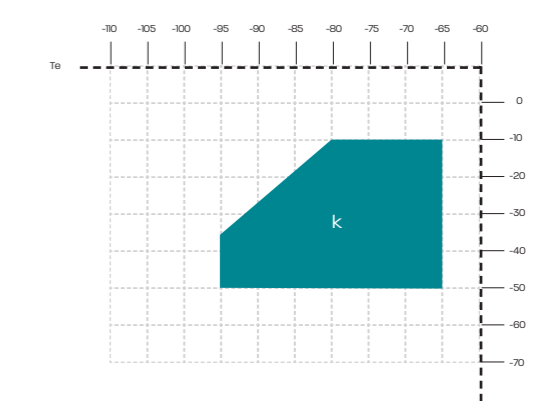
LBP  
R404A / R507 / R452A - R290



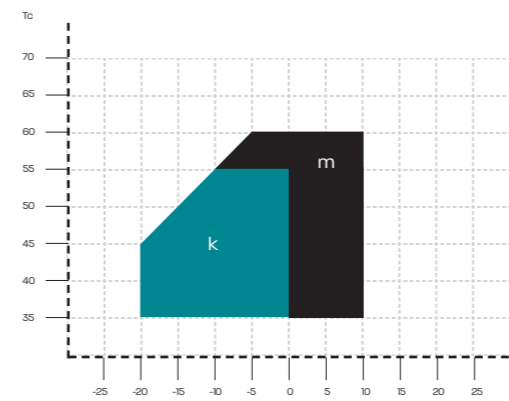
L/MBP  
R290 - R134a - R600a



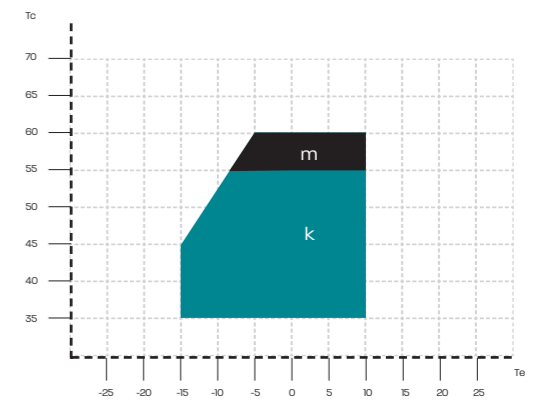
ULBP  
R508b / R170 - second stage of cascade



MBP  
R404a - R507 - R452a - R290



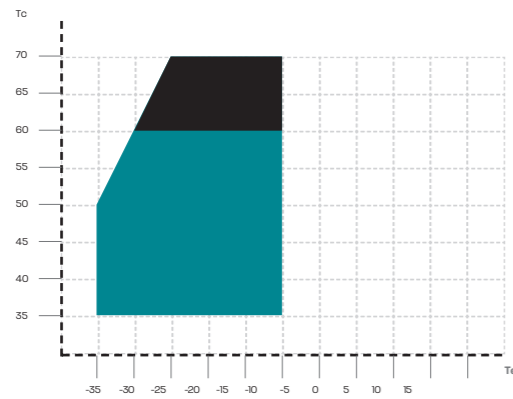
HBP  
R134a - R600a



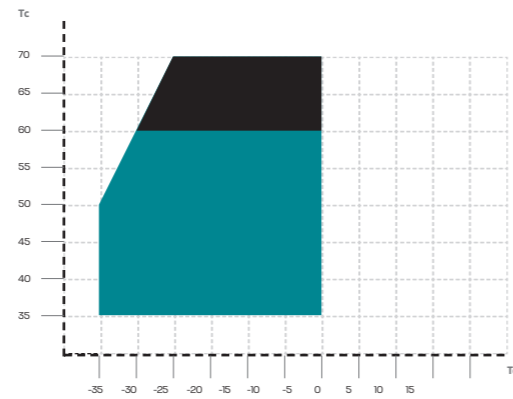
# Technical Details

## EM, EG, F, VEM, FMF, VES

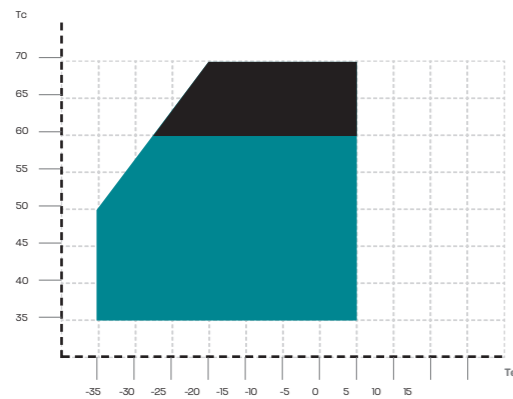
**LBP**  
R290 - R134a - R600a



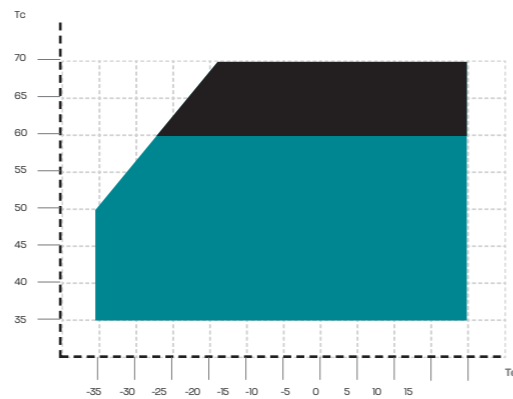
**L-MBP (STANDARD)**  
R290 - R134a



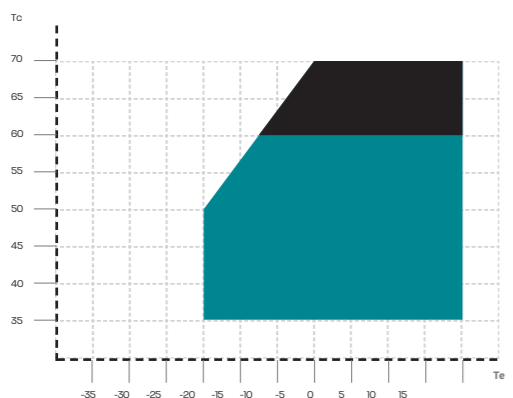
**L-MBP Extended Range FFUS, EM2, EM3**  
R290 - R134a - R600a



**L-M-HBP**  
R134a



**M-HBP**  
R134a



■ Operation Condition  
■ Transient Condition

Tc Condensing Temperature °C  
k Ambient 32°C and return gas 20°C  
Te Evaporating Temperature °C  
m Ambient 32°C and return gas 20°C (for transitory period)

**NOTE:** usage of compressors outside the intended working range causes the lapse of the warranty, or should be consulted with Technical support.

## Alternative Refrigerants R452a, R449a, R448a, R513a and R450a characteristics

ACCORDING TO EN378	R452A	R449A	R448A	R513A	R450A
Chemical Name	Mixture R32/R125/R1234yf	Mixture R32/R125/R1234yf/R134a	Mixture R32/R125/R1234yf/R134a/R1234ze(E)	Mixture R134a/R1234yf	Mixture R134a/R1234ze(E)
Molecular Formula	weight % (11/59/30)	weight % (24.3/24.7/25.3/25.7)	weight % (26/26/20/21/7)	weight % (44/56)	weight % (42/58)
Safety Class	A1	A1	A1	A1	A1
PED fluid group	2	2	2	2	2
Practical Limit [kg/m <sup>3</sup> ]	0.423	0.357	0.388	0.319	0.319
ATEL/ODL [kg/m <sup>3</sup> ]	0.423	0.357	0.388	0.319	0.345
LFL [kg/m <sup>3</sup> ]	NF (*)	NF (*)	NF (*)	NF (*)	NF (*)
Vapour density 25°C, 101.3 kPa [kg/m <sup>3</sup> ]	4.30	3.62	3.58	4.256	4.54
Molecular Mass [g/mol]	103.51	87.21	86.28	108.4	108.67
Normal Boiling Point [°C]	-47 to -43.2	-46 to -39.9	-45.9 to -39.8	-29.05	-23.4 to -22.8
ODP	0	0	0	0	0
GWP [100 yr ITH]	2140	1397	1387	631.4	604.7
Autoignition temperature [°C]	ND	ND	ND	ND	ND
Critical Temperature [°C]	74.9	81.5	83.7	96.5	104.4
Critical Pressure [kPa abs]	4001.7	4447	4660	3766	3820
Temperature glide at 1 bar abs pressure [K]	3.8	6.1	6.3	0.1	0.8

(\*) NF means non-flammable.

Note: HFC refrigerants (R452A, R449A, R448A, R513A and R450A) are classified in Safety Class A1 - lower toxicity, no flame propagation, (according to ISO817).

## R404A

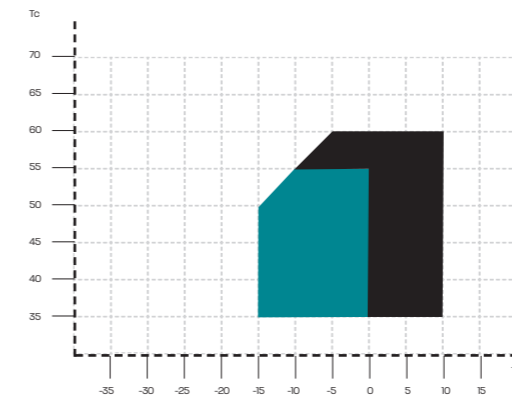
R452A is presenting the same or lower thermal profile when compared with R404A. Therefore, Embraco approves R452A as an alternative refrigerant for all Embraco R404A compressor series and authorizes its use, both in LBP and MBP applications, maintaining the same operating envelope of R404A refrigerant and other Embraco application guidelines as for example the system charge limitations defined for each Embraco compressor family. R448A and R449A tests show relatively higher temperature levels than R404A. Usage of those refrigerants may require system changes, such as system condensing temperature reduction (larger condenser, improved ventilation) or return gas temperature reduction in order to achieve a similar thermal profile as with R404A refrigerant. To maintain Embraco warranty, final application needs to be validated by Embraco Technical Support Team case by case. Usage in systems operating under high compression ratio conditions in particular should be avoided.

## R134A

Embraco approves R513A as well as R450A as alternative refrigerants for Embraco R134a compressors and authorizes their usage, both in LBP and HBP applications, maintaining the same operating envelope of R134a refrigerant and other Embraco application guidelines, such as the system charge limitations defined for each Embraco compressor family. Refrigerant R513A, according to the calorimetric evaluation, is showing low impact on cooling capacity, while refrigerant R450A is showing drop of cooling capacity about 12% in average when tested at calorimeter. Actual impact on performances has to be verified on specific application. Embraco R134a compressors, using R450A and R513A, are maintain the same electrical components and are show the same reliability as with R134a refrigerant.

## Restricted Operating Envelope

MBP R449a - R448a (mas return 20 deg C)



■ Operation Condition  
 ■ Transient Condition  
 Tc Condensing Temperature °C  
 Te Evaporating Temperature °C

**NOTE:** usage of compressors outside the intended working range causes the lapse of the warranty, or should be consulted with Technical support.

For more information consult R449A/R448A ECN.

Customer always have the possibility of converting the system for use of **R134a** in place of **R404A** for this transition period, just by changing compressor model and relative system design adjustment.

## Embraco Compressors Installation Instructions

The Installation Instructions apply to the Embraco on-off compressors produced in Europe (the country of origin is indicated on the compressor label). They are addressed to professional users, refrigeration system manufacturers/ installers and maintenance technicians and they are intended to provide instructions/recommendations on the proper use of Embraco compressors regarding reliability, performance and safety aspects. They are available on: [products.embraco.com](http://products.embraco.com)



### Applications

ULBP	ULTRA LOW BACK PRESSURE	APPLICATIONS:
	Evaporating temperature between -95 °C and -65 °C	medical appliances
LBP	LOW BACK PRESSURE	APPLICATIONS:
	Evaporating temperature lower than -20 °C	refrigerators, frozen food cabinets, frozen food display cases, display windows, etc.
L/MBP	LOW/MEDIUM BACK PRESSURE	APPLICATIONS:
	Evaporating temperature between -35 °C and 0 °C	professional kitchen coolers, ice cream freezers, bottle coolers, chest freezers, etc.
MBP	MEDIUM BACK PRESSURE	APPLICATIONS:
	Evaporating temperature between -20 °C and 0 °C	fresh food cabinets, drink coolers, ice makers, etc.
M/HBP	MEDIUM/HIGH BACK PRESSURE	APPLICATIONS:
	Evaporating temperature between -20 °C and +10 °C	coolers, merchandisers, etc.
HBP	HIGH BACK PRESSURE	APPLICATIONS:
	Evaporating temperature between -15 °C and +10 °C	fresh food cabinets, bottle coolers, dehumidifiers, etc.

### Expansion Device

C	Capillary Tube.
V	Expansion Valve.

### Test Conditions

Test Conditions	Application	Evaporating Temperature °C	Condensing Temperature °C	Return Gas Temperature °C	Sub Cooling	Ambient Temperature °C
EN 12900	LBP	-35	40			
	MBP	-10	45	20 (*)	0	32
	HBP	5	50			
ARI 540	LBP	-23,3	48,9	4,4		
	MBP	-6,7	48,9	4,4	0	35
	HBP	7,2	54,4	18,3	8,3K	
ASHRAE SUBCOOLED CECOMAF	LBP	-23,3	54,4	32,2	22,2K	32,2
	MBP and HBP	7,2	54,4	35	8,3K	35
	LBP	-25	55	32	0	32

(\*) For EMT and NE models return gas temperature is 32°C.

### Unit Conversion Table

Unit Conversion	
1 watt	3,41 Btu/h
1 watt	0,86 kcal/h
1 kcal/h	3,97 Btu/h

### Cooling Type

Static	Compressor approved for static cooling not requiring a fan motor on the condenser side
Fan	Compressor approved for fan cooling requiring forced cooling with a fan motor on the condenser side

### Oil Type (the number indicates the viscosity)

AB	Alkylbenzene and Alquilb
POE	Ester
MIN	Mineral

### Motor Torque

LST	LOW STARTING TORQUE Compressor with RSIR-RSCR-PSC electrical motor for systems with capillary tube and with equalized pressures at start up
HST	HIGH STARTING TORQUE Compressor with CSIR-CSR and 3 phase electrical motor for systems with equalized or not equalized pressures at start up

Electrical Motors Types

<b>RSIR</b>	Resistance Start – Inductive Run This motor type, used into low power compressors, has a low starting torque (LST) and must be applied only to capillary tube systems where the pressures equalize. The motor is characterized by a start winding with high ohmic resistance and must be disconnected when it reaches the stabilized rotational speed. An electromagnetic relay, calibrated for the motor current, disconnects the start winding at the end of the start up. An alternative to the electromagnetic relay is, for some models, a PTC solid state-starting device.
<b>RSCR</b>	Resistance Start – Capacitive Run Similar to RSIR motor version but uses a PTC solid state starting device and a permanently connected run capacitor to improve its efficiency.
<b>CSIR</b>	Capacitive Start – Inductive Run Similar to RSIR motor, with a different start winding in series with a start capacitor of suitable capacitance to get a high starting torque.
<b>CSR</b>	Capacitive Start & Run CSR version with capacitive run and start windings. Same as PSC motor but with a start capacitor in series with the start winding. A potential starting relay, calibrated for each motor, disconnects the start capacitor at the end of the start. The motor is characterized by a high starting torque (HST) and high efficiency.
<b>PSC</b>	Permanent Split Capacitor PSC version with capacitive run winding. This motor is characterized by the run capacitor permanently connected in series with the start winding: both remain connected even after the motor starts. The starting torque is enough to guarantee that the compressor starts only with balanced pressures in capillary tubes systems or with a pressure equalizer.
<b>3∅</b>	Three Phase Three-phase windings with star connections.
<b>BLDC</b>	Brushless DC motor - motor with permanent magnets Motor-compressor with this type of motor ins provided with inverter drive which allows motor-compressor to work in various RPM (rotation per minute). RPM modulation result in cooling capacity adjustment according actual appliance needs which results in energy savings and more precise temperature regulation.

Electrical Components

TYPE OF MOTOR	STARTING DEVICE					CAPACITORS	
	Overload Protector (*)	Current Relay	Voltage Relay	PTC	TSD	Start	Run
RSIR	√	√	-	√	-	-	x
RSCR	√	-	-	√	√	-	√
CSIR	√	√	-	-	-	√	x
CSR	√	-	√	-	-	√	√
PSC	√	-	-	-	-	-	√
3-Phases	√	-	-	-	-	-	x

(\*) Some models approved with Internal OLP

CODE	Voltage & Frequency	Voltage Working Range		Minimum Start Voltage	
		50Hz	60Hz	50Hz	60Hz
A	220 - 240V 50Hz 1~	198V ÷ 254V		187V	
B	200 - 230V 50Hz / 208 - 230V 60Hz 1~	180V ÷ 244V	187V ÷ 244V	170V	177V
C	220V 50Hz 1~	200V ÷ 242V		187V	
D	208 - 230V 60Hz 1~		187V ÷ 244V		177V
E	115 - 127V 60Hz 1~		103V ÷ 134V		98V
F	100V 50Hz / 100 - 127V 60Hz 1~	90V ÷ 110V	90V ÷ 134V	85V	85V
G	115V 60Hz 1~		103V ÷ 127V		98V
H	220 - 240V 50/60Hz 1~	198V ÷ 254V	198V ÷ 254V	187V	187V
I	230V 60Hz 1~		207V ÷ 253V		195V
J	200 - 220 V 50Hz / 230 V 60 Hz 1~	180V ÷ 234V	207V ÷ 253V	170V	195V
K	200 - 220 V 50Hz / 230 V 60 Hz 1~	332V ÷ 445V	396V ÷ 509V	323V	374V
M	380 - 420V 50Hz / 440 - 480V 60 Hz 3~	180V ÷ 254V	207V ÷ 253V	170V	195V
N	200 - 240V 50Hz / 230V/60Hz 1~		342V ÷ 418V		323V
P	380V 60Hz 3~	90V ÷ 110V	90V ÷ 110V	85V	85V
Q	100V 50/60Hz 1~	180V ÷ 220V	180V ÷ 220V	170V	170V
R	200V 50/60Hz 3~	360V ÷ 440V	396V ÷ 484V	340V	374V
S**	400V 50Hz / 440V 60Hz 3~	207V ÷ 253V		195V	
V	230V 50Hz 1~				
X	220 - 240V 50/60Hz 1~	150V (160V*) ÷ 240V		150V (160V*)	
Z	200 - 230V 60Hz 1~		198V ÷ 254V		

FIXING TYPE	EM / VES	NE / VNE	NT	NJ
A	Grommets & Sleeves	Grommets & Sleeves	Grommets & Sleeves	Grommets & Sleeves
P	Grommets & Snap On	Grommets & Snap On	X	X

VALVE TYPE	EM / VES	NE / VNE	NT	NJ
V	X	X	X	Rotolock Valve Threated Connection
Z	X	X	X	Rotolock Valve Threated Connection

**NE / NT / NJ**

**EM / EG / F / VEM / VEH / VEG / VNE**

**LEGEND**

<p><b>1</b> Compressor model</p> <p><b>2</b> Voltage</p> <p><b>3</b> SKU code (BOM)</p> <p><b>4</b> Series number</p> <p><b>5</b> Institute approval</p>	<p><b>6</b> Production Date</p> <p><b>7</b> Oil Type and Quantity</p> <p><b>8</b> Refrigerant Code</p> <p><b>9</b> Annual Consumption (nominal current, when applicable)</p> <p><b>10</b> Locked Rotor current (LRA, when applicable)</p>
--	---

- 1** Compressor model
- 2** Supply Voltage
- 3** Bill of Materials code
- 4** Serial Number
- 5** Agency Approval Marks
- 6** Date code or Production date
- 8** Refrigerant type
- 10** Locked Rotor Amperage (when applicable)

### Packaging

EMT / EMY / EMX / EMC / VES					
PACKAGING TYPE	CODE	QUANTITY PER PALLET	ELECTRICAL COMPONENTS		NOTE
			ASSEMBLED	NOT ASSEMBLED	
SINGLE PACK	A	70	√	-	
	J	56	√	-	
MULTIPLE PACK	R	100	-	√	Electrical components and accessories delivered separately
	S	120	-	√	
	G	100	√	-	Accessories delivered separately
	O	74	√	-	
	W	88	√	-	
	V	100	√	-	
	E	120	√	-	

NE / NEK / NEU / VNEK / VNEU / VNEX					
PACKAGING TYPE	CODE	QUANTITY PER PALLET	ELECTRICAL COMPONENTS		NOTE
			ASSEMBLED	NOT ASSEMBLED	
SINGLE PACK	A	56	√	√	
	F	44	√	√	CSR electrical box included
MULTIPLE PACK	J	56	-	-	
	H	28	-	-	CSR electrical box included
	M	80	-	√	Electrical components and accessories delivered separately
	N	40	-	√	
	O	74	√	-	
	Q	37	√	-	



# Specifications Table

think ahead

**embraco**  
*Nidec*



R134a | L/M/HBP | 50 - 60Hz

Model	Plant	Displac.	Voltage Frequency	Motor Type	Torque	Application	Rated Point - ASHRAE		Rated Point - EN12900		Rated Point - EN12900		Speed Range RPM
							-23,3 °C / 54,4 °C		5 °C / 50 °C		-10 °C / 45 °C		
							Capacity Range W	Efficiency Range W/W	Capacity Range W	Efficiency Range W/W	Capacity Range W	Efficiency Range W/W	
VEMY3H	BR	3,00	230 V 53-150Hz 3 ~	BPM	LST	LBP	41-126	1,48-1,55	-	-	-	-	1600-4500
VEMY4H	BR	3,97	230 V 53-150Hz 3 ~	BPM	LST	LBP	63-170	1,55-1,66	-	-	-	-	1600-4500
VEMY5H	BR	4,99	230 V 53-150Hz 3 ~	BPM	LST	LBP	84-206	1,60-1,76	-	-	-	-	1600-4500
VEMY6HH	BR	5,72	230 V 53-150Hz 3 ~	BPM	LST	L/M/HBP	113-229	1,60-1,68	-	-	-	-	1600-4500
VEGT7H	BR	7,15	230 V 53-150Hz 3 ~	BPM	LST	LBP	129-290	1,46-1,62	-	-	-	-	1600-4500
VEGT8HB	BR	7,95	230 V 53-150Hz 3 ~	BPM	LST	L/MBP	137-340	1,55-1,76	-	-	-	-	1600-4500
VNEK610Z	SK	10,00	220-240V 50/60Hz 1 ~	BPM	HST	HBP	-	-	630-1231	2,55-2,07	-	-	2000-4500
VEGT11HB	BR	10,61	230 V 53-150Hz 3 ~	BPM	LST	L/MBP	191-429	1,49-1,66	-	-	-	-	1800-4500
FMFT411Z	BR	10,85	230 V 53-167Hz 3 ~	BPM	LST/HST	L/MBP	189-518	1,85-1,60	-	-	-	-	1600-5000
VNEK614Z	SK	14,30	220-240V 50/60Hz 1 ~	BPM	HST	HBP	-	-	905-1637	2,46-1,9	-	-	2000-4500

Weight kg	Max Height mm	LRA A	Cooling Type	Fan Air Flow m3/h	Oil Charge cm3	Oil Type	Exp. Device	Drawings		Inverter				
								External View Ref.	Wiring Diagram Ref.	Input Voltage Frequency	Model	Output Power W	Control Mode	Model
7,5	180	2,1	S		220	POE10	C	DWG23	CON01-02-03-04-05	220-240V 50/60Hz	VCC3	200	Drop-in, Frequency	VEMY3H
7,5	180	2,1	S		220	POE10	C	DWG23	CON01-02-03-04-05	220-240V 50/60Hz	VCC3	200	Drop-in, Frequency	VEMY4H
7,5	180	2,1	S		220	POE10	C	DWG23	CON01-02-03-04-05	220-240V 50/60Hz	VCC3	200	Drop-in, Frequency	VEMY5H
7,5	180	2,1	F	520	220	POE10	C	DWG23	CON01-02-03-04-05	220-240V 50/60Hz	VCC3-CO	320	Drop-in, Serial, Frequency	VEMY6HH
10	201	3,3	S		430	POE10	C	DWG09	CON01-02-03-10-11	220-240V 50/60Hz	VCC3	200	Drop-in, Frequency	VEGT7H
10	201	3,3	F	520	430	POE10	C	DWG09	CON01-02-03-10-11	220-240V 50/60Hz	VCC3-CO	320	Drop-in, Frequency	VEGT8HB
11,6	206	-	F	520	500	POE 22	C/V	DWG04	CON07-08-09	220-240V 50/60Hz	HP	1000	Drop-in, Serial, Frequency	VNEK610Z
10	201	3,3	F	520	430	POE10	C	DWG09	CON01-02-03-10-11	220-240V 50/60Hz	VCC3-CO	320	Drop-in, Frequency	VEGT11HB
10,87	201	6,5	F	520	430	ESTER	C/V	DWG09	CON01-02-03-10-11	220-240V 50/60Hz	CF10	500	Drop-in, Serial, Frequency	FMFT411Z
11,6	206	-	F	520	500	POE 22	C/V	DWG04	CON07-08-09	220-240V 50/60Hz	HP	1000	Drop-in, Serial, Frequency	VNEK614Z

R404A/R507/R452A | LBP - MBP | 50 - 60Hz

Model	Plant	Displac.	Voltage Frequency	Motor Type	Torque	Application	Rated Point - EN12900		Rated Point - ASHRAE		Rated Point - EN12900		Speed Range RPM
							-35 °C / 40 °C		-23,3 °C / 54,4 °C		-10 °C / 45 °C		
							Capacity Range W	Efficiency Range W/W	Capacity Range W	Efficiency Range W/W	Capacity Range W	Efficiency Range W/W	
VNEK206GK	SK	6,20	220-240V 50/60Hz 1 ~	BPM	HST	LBP	126-262	0,99-0,93	226-468	1,26-1,21	-	-	2000-4500
VNEK606GK	SK	6,20	220-240V 50/60Hz 1 ~	BPM	HST	MBP	-	-	-	-	380-801	1,78-1,55	2000-4500
VNEK609GK	SK	8,80	220-240V 50/60Hz 1 ~	BPM	HST	MBP	-	-	-	-	534-1084	1,83-1,64	2000-4500
VNEK212GK	SK	12,10	220-240V 50/60Hz 1 ~	BPM	HST	LBP	245-465	1,11-1,01	442-860	1,33-1,26	-	-	2000-4500
VNEU213GK	SK	13,5	220-240V 50/60Hz 1 ~	BPM	HST	LBP	-	-	539-1045	1,4-1,33	-	-	2000-4500

Weight kg	Max Height mm	LRA A	Cooling Type	Fan Air Flow m3/h	Oil Charge cm3	Oil Type	Exp. Device	Drawings		Inverter				
								External View Ref.	Wiring Diagram Ref.	Input Voltage Frequency	Model	Output Power W	Control Mode	Model
11,6	206	-	F	520	500	POE 22	C/V	DWG04	CON07-08-09	220-240V 50/60Hz	HP	500	Drop-in, Serial, Frequency	VNEK206GK
11,6	206	-	F	520	500	POE 22	C/V	DWG04	CON07-08-09	220-240V 50/60Hz	HP	800	Drop-in, Serial, Frequency	VNEK606GK
11,6	206	-	F	520	500	POE 22	C/V	DWG04	CON07-08-09	220-240V 50/60Hz	HP	1000	Drop-in, Serial, Frequency	VNEK609GK
11,6	206	-	F	520	500	POE 22	C/V	DWG04	CON07-08-09	220-240V 50/60Hz	CF10	1000	Drop-in, Serial, Frequency	VNEK212GK
11,6	206	-	F	520	500	POE 22	C/V	DWG04	-	220-240V 50/60Hz	CF10	1000	Drop-in, Serial, Frequency	VNEU213GK

R290 | LBP - MBP | 50 - 60Hz

Model	Plant	Displac.	Voltage Frequency	Motor Type	Torque	Application	Rated Point - ENI2900		Rated Point - ASHRAE		Rated Point - ENI2900		Speed Range RPM
							-35 °C / 40 °C		-23,3 °C / 54,4 °C		-10 °C / 45 °C		
							Capacity Range W	Efficiency Range W/W	Capacity Range W	Efficiency Range W/W	Capacity Range W	Efficiency Range W/W	
*VEMT403U	BR	3	115-240V 50/60Hz 1~	BPM	LST/HST	L/MBP P65	-	-	61-220	1,76-1,81	95-347	2,27-2,40	1200-4500
*VEMT403U	BR	3	220-240V 50/60Hz 1~	BPM	LST/HST	L/MBP P65	-	-	-	-	-	-	1200-4500
*VEMT403U	BR	3	115-240V 50/60Hz 1~	BPM	LST/HST	L/MBP P65	-	-	60-214	1,68-1,79	-	-	1200-4500
*VEMT403U	BR	3	220-240V 50/60Hz 1~	BPM	LST/HST	L/MBP P65	-	-	-	-	-	-	1200-4500
VEMT404U	BR	4,25	115-240V 50/60Hz 1~	BPM	LST/HST	L/MBP	-	-	108-354	1,93-1,83	-	-	1200-4500
VEMT404U	BR	4,25	220-240V 50/60Hz 1~	BPM	LST/HST	L/MBP	-	-	108-354	1,93-1,83	-	-	1200-4500
VEMT404U	BR	4,25	115-240V 50/60Hz 1~	BPM	LST/HST	L/MBP	-	-	106-346	1,83-1,80	-	-	1200-4500
VEMT404U	BR	4,25	220-240V 50/60Hz 1~	BPM	LST/HST	L/MBP	-	-	106-346	1,83-1,80	-	-	1200-4500
*VEMT406U	CN	6,36	115-240V 50/60Hz 1~	BPM	LST/HST	L/MBP P65	-	-	155-439	1,54-1,66	252-717	2,18-2,13	1600-4500
*VEMT406U	CN	6,36	220-240V 50/60Hz 1~	BPM	LST/HST	L/MBP P65	-	-	155-439	1,54-1,66	252-717	2,18-2,13	1600-4500
*VEHT409U	CN	9,04	115-240V 50/60Hz 1~	BPM	LST/HST	L/MBP P65	-	-	239-668	1,76-1,73	-	-	1600-4500
*VEHU413U	CN	12,74	115-240V 50/60Hz 1~	BPM	LST/HST	L/MBP P65	-	-	345-937	1,63-1,62	-	-	1600-4500
FMFT406U	BR	6,44	115-240V 50/60Hz 1~	BPM	LST/HST	L/MBPLC-40	-	-	141-509	1,72-1,78	-	-	1400-4500
FMFT406U	BR	6,44	220-240V 50/60Hz 1~	BPM	LST/HST	L/MBPLC-40	-	-	141-509	1,72-1,78	-	-	1400-4500
FMFT406U	BR	6,44	115-240V 50/60Hz 1~	BPM	HST	L/MBPLC-40	-	-	146-518	1,90-1,84	235-765	2,46-2,36	1400-4500
FMFT406U	BR	6,44	220-240V 50/60Hz 1~	BPM	HST	L/MBPLC-40	-	-	141-527	1,76-1,83	-	-	1400-4500
FMFT408U	BR	7,95	115-240V 50/60Hz 1~	BPM	HST	L/MBPLC-40	-	-	259-644	1,91-1,79	391-871	2,42-2,24	1800-4500
FMFT408U	BR	7,95	220-240V 50/60Hz 1~	BPM	HST	L/MBPLC-40	-	-	259-644	1,91-1,79	391-871	2,42-2,24	1800-4500
FMFT411U	BR	11,14	115-240V 50/60Hz 1~	BPM	LST/HST	L/MBPLC-40	-	-	356-864	1,94-1,82	-	-	1800-4500
FMFT411U	BR	11,14	220-240V 50/60Hz 1~	BPM	LST/HST	L/MBPLC-40	208-501	1,6-1,47	349-867	1,78-1,76	-	-	1800-4500
FMFT413U	BR	12,92	115-240V 50/60Hz 1~	BPM	LST/HST	L/MBPLC-40	-	-	404-1000	1,76-1,78	-	-	1800-4500
FMFT413U	BR	12,92	115-240V 50/60Hz 1~	BPM	LST/HST	L/MBPLC-40	-	-	404-1000	1,76-1,78	-	-	1800-4500
FMFT413U	BR	12,92	220-240V 50/60Hz 1~	BPM	LST/HST	L/MBPLC-40	234-572	1,54-1,46	403-998	1,76-1,74	-	-	1800-4500
FMFD413UE	BR	10,85	115-240V 50/60Hz 1~	BPM	LST/HST	L/MBP	-	-	330-958	1,95-1,82	-	-	1600-5000
FMFD413UE	BR	10,85	220-240V 50/60Hz 1~	BPM	LST/HST	L/MBP	193-549	1,68-1,52	324-950	1,91-1,80	-	-	1600-5000
FMFT213U	BR	12,92	115-240V 50/60Hz 1~	BPM	HST	LBP	-	-	413-963	1,87-1,78	-	-	1800-4500
FMFT415U	BR	14,77	115-240V 50/60Hz 1~	BPM	LST/HST	L/MBP	-	-	468-1276	1,81-1,67	-	-	1600-5000
FMFT415U	BR	14,77	220-240V 50/60Hz 1~	BPM	LST/HST	L/MBP	-	-	469-1251	1,78-1,60	-	-	1600-5000
VNEU213U	SK	13,50	115-240V 50/60Hz 1~	BPM	HST	LBP	262-574	1,28-1,22	461-952	1,58-1,5	-	-	2000-4500
VNEU217U	SK	16,80	115-240V 50/60Hz 1~	BPM	HST	LBP	346-699	1,29-1,20	535-1144	1,47-1,47	-	-	2000-4500
VNEU217U	SK	16,80	220-240V 50/60Hz 1~	BPM	HST	LBP	346-699	1,29-1,20	535-1144	1,47-1,47	-	-	2000-4500

Weight kg	Max Height mm	LRA A	Cooling Type	Fan Air Flow m3/h	Oil Charge cm3	Oil Type	Exp. Device	Drawings		Inverter				Model
								External View Ref.	Wiring Diagram Ref.	Input Voltage Frequency	Model	Output Power W	Control Mode	
7,2	180	1,93	F	520	220	ALQUILB	C/V	DWG23	CON02-04-05-06	115-240V 50/60Hz	CF03B03	240	SDI, Frequency/Serial	*VEMT403U
7,2	180	1,93	F	0	220	ALQUILB	C/V	DWG23	CON02-04-05-06	220-240V 50/60Hz	CF03 (PFC)	240	SDI, Frequency/Serial	*VEMT403U
7,2	180	1,93	S	520	220	ALQUILB	C/V	DWG23	CON02-04-05-06	115-240V 50/60Hz	CF03B03	240	SDI, Frequency/Serial	*VEMT403U
7,2	180	1,93	S	0	220	ALQUILB	C/V	DWG23	CON02-04-05-06	220-240V 50/60Hz	CF03 (PFC)	240	SDI, Frequency/Serial	*VEMT403U
7,2	180	2,8	F	520	220	ALQUILB	C/V	DWG23	CON02-04-05-06	115-240V 50-60Hz	CF03B01	400	SDI, Frequency/Serial	VEMT404U
7,2	180	2,8	F	520	220	ALQUILB	C/V	DWG23	CON02-04-05-06	220-240V 50/60Hz	CF03B02	400	SDI, Frequency/Serial	VEMT404U
7,2	180	2,8	S	0	220	ALQUILB	C/V	DWG23	CON02-04-05-06	115-240V 50-60Hz	CF03B01	400	SDI, Frequency/Serial	VEMT404U
7,2	180	2,8	S	0	220	ALQUILB	C/V	DWG23	CON02-04-05-06	220-240V 50/60Hz	CF03B02	400	SDI, Frequency/Serial	VEMT404U
6,5	180	2,95	F	520	210	ALQUILB	C/V	DWG23	CON02-04-05-06	115-240V 50-60Hz	CF03B01	400	SDI, Frequency/Serial	VEMT406U
6,5	180	2,95	F	520	210	ALQUILB	C/V	DWG23	CON02-04-05-06	220-240V 50/60Hz	CF03B02	400	SDI, Frequency/Serial	VEMT406U
7,4	189	5,9	F	520	250	ALQUILB	C/V	DWG23	CON02-04-05-06	115-240V 50/60Hz 1~	CF05D	560	SDI, Frequency, Serial	VEHT409U
7,3	181	6,5	F	520	250	ALQUILB	C/V	DWG23	CON02-04-05-06	115-240V 50-60Hz	CF10B (DV)	1000	SDI, Frequency, Serial	VEHU413U
10,3	201	3,3	F	520	430	ESTER	C/V	DWG23	CON02-04-05-06	115-240V 50-60Hz	CF03B01	400	SDI, Frequency/Serial	FMFT406U
10,3	201	3,3	F	520	430	ESTER	C/V	DWG23	CON02-04-05-06	220-240V 50/60Hz	CF03B02	400	SDI, Frequency/Serial	FMFT406U
10,3	201	3,3	F	520	430	ESTER	C/V	DWG23	CON02-04-05-06	115-240V 50-60Hz	CF05D	560	SDI, Frequency, Serial	FMFT406U
10,3	201	3,3	F	520	430	ESTER	C/V	DWG23	CON02-04-05-06	220-240V 50/60Hz	CF10C (PFC)	1000	SDI, Frequency, Serial	FMFT406U
10,3	201	3,3	F	520	430	ESTER	C/V	DWG09	CON01-02-03-10-11	115-240V 50-60Hz	CF05D	560	SDI, Frequency, Serial	FMFT408U
10,3	201	3,3	F	520	430	ESTER	C/V	DWG09	CON01-02-03-10-11	220-240V 50/60Hz	CF10C (PFC)	1000	SDI, Frequency, Serial	FMFT408U
10,8	201	6,15	F	520	430	ESTER	C/V	DWG09	CON01-02-03-10-11	115-240V 50-60Hz	CF05D	560	SDI, Frequency, Serial	FMFT411U
10,8	201	6,15	F	520	430	ESTER	C/V	DWG09	CON01-02-03-10-11	220-240V 50/60Hz	CF10C (PFC)	1000	SDI, Frequency, Serial	FMFT411U
10,9	201	6,5	F	520	430	ESTER	C/V	DWG09	CON01-02-03-10-11	115-240V 50-60Hz	CF05D	560	SDI, Serial, Frequency	FMFT413U
10,9	201	6,5	F	520	430	ESTER	C/V	DWG09	CON01-02-03-10-11	115-240V 50-60Hz	CF10B (DV)	1000	SDI, Serial, Frequency	FMFT413U
10,9	201	6,5	F	520	430	ESTER	C/V	DWG09	CON01-02-03-10-11	220-240V 50/60Hz	CF10C (PFC)	1000	SDI, Serial, Frequency	FMFT413U
10,9	201	6,5	F	520	430	ESTER	C/V	DWG09	CON01-02-03-10-11	115-240V 50-60Hz	CF10B (DV)	1000	SDI, Serial, Frequency	FMFD413UE
10,9	201	6,5	F	520	430	ESTER	C/V	DWG09	CON01-02-03-10-11	220-240V 50/60Hz	CF10C (PFC)	1000	SDI, Serial, Frequency	FMFD413UE
10,8	201	6,15	F	520	430	ESTER	C/V	DWG09	CON01-02-03-10-11	220-240V 50/60Hz	CF05D	550	SDI, Serial, Frequency	FMFT213U
10,9	201	7	F	520	430	ESTER	C/V	DWG09	CON01-02-03-10-11	115-240V 50-60Hz	CF10B (DV)	1000	SDI, Serial, Frequency	FMFT415U
10,9	201	7	F	520	430	ESTER	C/V	DWG09	CON01-02-03-10-11	220-240V 50/60Hz	CF10C (PFC)	1000	SDI, Serial, Frequency	FMFT415U
11,4	206		F	520	500	POE 22	C/V	DWG04	CON07-08-09	115-240V 50-60Hz	CF10B	1000	SDI, Serial, Frequency	VNEU213U
11,4	206		F	520	500	POE 22	C/V	DWG04	CON07-08-09	115-240V 50-60Hz	CF10B	1000	SDI, Serial, Frequency	VNEU217U
11,4	206		F	520	500	POE 22	C/V	DWG04	CON07-08-09	220-240V 50/60Hz	CF10C (PFC)	1000	SDI, Serial, Frequency	VNEU217U

\*Preliminary data

### R290 | LBP - MBP | 50 - 60Hz

Model	Plant	Displac.	Voltage Frequency	Motor Type	Torque	Application	Rated Point - ENI2900		Rated Point - ASHRAE		Rated Point - ENI2900		Speed Range RPM
							-35 °C / 40 °C		-23,3 °C / 54,4 °C		-10 °C / 45 °C		
							Capacity Range W	Efficiency Range W/W	Capacity Range W	Efficiency Range W/W	Capacity Range W	Efficiency Range W/W	
*VNEX419U	SK	18,7	115-240V 50-60Hz 1~	BPM	HST	LBP	-	-	610 - 1376	1,78 - 1,65	-	-	2200-5000
*VNEX419U	SK	18,7	220-240V 50-60Hz 1~	BPM	HST	LBP	-	-	610 - 1376	1,78 - 1,65	-	-	2200-5000
*VNEX419U	SK	18,7	208-240V 50/60Hz 1~	BPM	HST	LBP	371-823	1,45-1,30	705-1522	1,84-1,64	-	-	2200-5000
*VNEX619U	SK	18,7	208-240V 50/60Hz 1~	BPM	HST	MBP	-	-	-	-	1074-2310	2,35-2,02	2200-5000
*VNEX421U	SK	21	208-240V 50/60Hz 1~	BPM	HST	LBP	436,2-943	1,45-1,28	809-1667	1,81-1,66	-	-	2200-5000
*VNEX621U	SK	21,00	208-240V 50/60Hz 1~	BPM	MST	MBP	-	-	-	-	1232-2482	2,36-1,95	2200-5000

Weight kg	Max Height mm	LRA A	Cooling Type	Fan Air Flow m³/h	Oil Charge cm³	Oil Type	Exp. Device	Drawings		Inverter				Model
								External View Ref.	Wiring Diagram Ref.	Input Voltage Frequency	Model	Output Power W	Control Mode	
11,6	210		F	520	400	POE 22	C/V	DWG04	CON07-08-09	115-240V 50-60Hz	CF10B	1000	SDI, Serial, Frequency	VNEX419U
11,6	210		F	520	400	POE 22	C/V	DWG04	CON07-08-09	220-240V 50-60Hz	CF10C (PFC)	1000	SDI, Serial, Frequency	VNEX419U
12	210		F	400	400	POE 22	C/V	DWG04	CON07-08-09	208-240V 50-60Hz	CF20A	1600	SDI, Serial, Frequency	VNEX419U
12	210		F	520	400	POE 22	C/V	DWG04	CON07-08-09	208-240V 50-60Hz	CF20A	1600	SDI, Serial, Frequency	VNEX619U
21	210		F	520	400	POE 22	C/V	DWG04	CON07-08-09	208-240V 50-60Hz	CF20A	1600	SDI, Serial, Frequency	VNEX421U
12	210		F	520	400	POE 22	C/V	DWG04	CON07-08-09	208-240V 50-60Hz	CF20A	1600	SDI, Serial, Frequency	VNEX621U

### R600A | LBP - L/MBP | 50 - 60Hz

Model	Plant	Displac.	Voltage Frequency	Motor Type	Torque	Application	Rated Point - ASHRAE		Rated Point - CECOMAF		Rated Point - ENI2900		Speed Range RPM
							-23,3 °C / 54,4 °C		-25 °C / 55 °C		-10 °C / 45 °C		
							Capacity Range W	Efficiency Range W/W	Capacity Range W	Efficiency Range W/W	Capacity Range W	Efficiency Range W/W	
FMSA4C	BR	2,8	115V/60Hz or 220-240V/50Hz	BPM	LST	L/MBP	28-86	1,47-1,69	-	-	-	-	1800 - 6300
FMXA4C	CN	4,0	220-240V 50/60Hz	BPM	LST	L/MBP	22-76	1,47-1,64	15,1-57,3	1,1-1,25	-	-	1300-4000
FMXY4C	CN	4,0	220-240V 50/60Hz	BPM	LST	L/MBP	35 - 71	1,50 - 1,58	-	-	-	-	1300 - 4000
FMXD4C	CN	4,0	220-240V 50/60Hz	BPM	LST	L/MBP	36 - 72	1,64 - 1,71	-	-	-	-	1300 - 4000
FMSY7C	BR	5,2	115V/60Hz or 220-240V/50Hz	BPM	LST	L/MBP	52-170	1,65-1,74	-	-	-	-	1800 - 6300
VESD5C	CN	5,2	220-240V 50/60Hz	BPM	LST	L/MBP	34-126	1,77-1,73	25-93	1,37-1,35	-	-	1300-4500
VESF5C	CN	5,2	220-240V 50/60Hz	BPM	LST	L/MBP	50 - 119	1,74 - 1,82	-	-	-	-	950 - 4500
FMXY6C	CN	6,2	220-240V 50/60Hz	BPM	LST	L/MBP	65 - 121	1,64 - 1,65	-	-	-	-	1300 - 4000
FMXD6C	CN	6,2	220-240V 50/60Hz	BPM	LST	L/MBP	67 - 126	1,78 - 1,91	-	-	-	-	1300 - 4000
FMXA6C	CN	6,2	220-240V 50/60Hz	BPM	LST	L/MBP	40-121	1,67-1,7	27,4-84,4	1,25-1,26	-	-	1300-4000
FMSA9C	BR	6,5	115V/60Hz or 220-240V/50Hz	BPM	LST	L/MBP	69-215	1,62-1,80	-	-	-	-	1800 - 6300
FMSY9C	BR	6,5	115V/60Hz or 220-240V/50Hz	BPM	LST	L/MBP	69-215	1,58-1,72	-	-	-	-	1800 - 6300
VESD7C	CN	7,2	220-240V 50/60Hz	BPM	LST	LBP	49-184	1,82-1,86	36-138	1,42-1,47	-	-	1300-4500
VESF7C	CN	7,2	220-240V 50/60Hz	BPM	LST	L/MBP	79 - 157	1,86 - 1,93	-	-	-	-	950 - 4500
FMSA11C	BR	7,9	115V/60Hz or 220-240V/50Hz	BPM	LST	L/MBP	83-264	1,61-1,80	-	-	-	-	1800 - 6300
FMSY11C	BR	7,9	115V/60Hz or 220-240V/50Hz	BPM	LST	L/MBP	83-264	1,55-1,72	-	-	-	-	1800 - 6300
FMXY9C	CN	8,7	220-240V 50/60Hz	BPM	LST	L/MBP	98 - 180	1,65 - 1,75	-	-	-	-	1300 - 4000
FMXY9C2	CN	8,7	220-240V 50/60Hz	BPM	LST	L/MBP	62-180	1,65	46-132	1,27	-	-	1300-4000
FMXD9C	CN	8,7	220-240V 50/60Hz	BPM	LST	L/MBP	62-187	1,84-1,79	45,8-137,6	1,45-1,43	-	-	1300-4000
VESD9C	CN	9,0	220-240V 50/60Hz	BPM	LST	LBP	66-230	1,86-1,79	49-174	1,46-1,41	-	-	1300-4500
VESF9C	CN	9,0	220-240V 50/60Hz	BPM	LST	L/MBP	106 - 188	1,79 - 1,94	-	-	-	-	950 - 4500
VESG9C	CN	9,0	220-240V 50/60Hz	BPM	LST	L/MBP	106 - 209	1,91 - 2,01	-	-	-	-	950 - 4500
VESD11C	CN	11,1	220-240V 50/60Hz	BPM	LST	LBP	86-276	1,93-1,78	64-209	1,52-1,41	-	-	1300-4500
VESF11C	CN	11,1	220-240V 50/60Hz	BPM	LST	L/MBP	133 - 244	1,77 - 1,97	-	-	-	-	950 - 4500
VESG11C	CN	11,1	220-240V 50/60Hz	BPM	LST	L/MBP	133 - 254	1,88 - 2,02	-	-	-	-	950 - 4500
VESD13C	CN	13,3	220-240V 50/60Hz	BPM	LST	LBP	158 - 300	1,65 - 1,93	-	-	-	-	1300 - 4500

Weight kg	Max Height mm	LRA A	Cooling Type	Fan Air Flow m³/h	Oil Charge cm³	Oil Type	Exp. Device	Drawings		Inverter				Model
								External View Ref.	Wiring Diagram Ref.	Input Voltage Frequency	Model	Output Power W	Control Mode	
3,6	124	2,2	S	-	140	ALQUILB	C	DWG09	SM08	115V/60Hz or 220-240V/50Hz	CF02F	240	Drop-in, Serial, Frequency	FMSA4C
4,8	140	1,7	S	-	175	ALQUILB	C	DWG09	SM08	220-240V 50/60Hz	CF02F	200	Drop-in, Serial, Frequency	FMXA4C
4,8	140	1,7	S	-	175	ALQUILB	C	DWG09	SM08	220-240V 50/60Hz	CF02F	200	Drop-in, Serial, Frequency	FMXY4C
4,8	140	1,7	S	-	175	ALQUILB	C	DWG09	SM08	220-240V 50/60Hz	CF02F	200	Drop-in, Serial, Frequency	FMXD4C
3,6	124	2,2	S	-	140	ALQUILB	C	DWG09	SM08	115V/60Hz or 220-240V/50Hz	CF02F	240	Drop-in, Serial, Frequency	FMSY7C
6,5	135	2,1	S	-	190	ALQUILB	C	DWG22	CON04-05-06	220-240V 50/60Hz	VES	200	Drop-in, Serial, Frequency	VESD5C
6,5	135	2,1	S	-	190	ALQUILB	C	DWG22	CON04-05-06	220-240V 50/60Hz	VES	200	Drop-in, Serial, Frequency	VESF5C
4,8	140	1,7	S	-	175	ALQUILB	C	DWG09	SM08	220-240V 50/60Hz	CF02F	200	Drop-in, Serial, Frequency	FMXY6C
4,8	140	1,7	S	-	175	ALQUILB	C	DWG09	SM08	220-240V 50/60Hz	CF02F	200	Drop-in, Serial, Frequency	FMXD6C
4,9	140	1,7	S	-	175	ALQUILB	C	DWG09	SM08	220-240V 50/60Hz	CF02F	200	Drop-in, Serial, Frequency	FMXA6C
3,6	124	2,2	S	-	140	ALQUILB	C	DWG09	SM08	115V/60Hz or 220-240V/50Hz	CF02F	240	Drop-in, Serial, Frequency	FMSA9C
3,6	124	2,2	S	-	140	ALQUILB	C	DWG09	SM08	115V/60Hz or 220-240V/50Hz	CF02F	240	Drop-in, Serial, Frequency	FMSY9C
6,8	135	2,1	S	-	190	ALQUILB	C	DWG22	CON04-05-06	220-240V 50/60Hz	VES	200	Drop-in, Serial, Frequency	VESD7C
6,8	135	2,1	S	-	190	ALQUILB	C	DWG22	CON04-05-06	220-240V 50/60Hz	VES	200	Drop-in, Serial, Frequency	VESF7C
3,6	124	2,2	S	-	140	ALQUILB	C	DWG09	SM08	115V/60Hz or 220-240V/50Hz	CF02F	240	Drop-in, Serial, Frequency	FMSA11C
3,6	124	2,2	S	-	140	ALQUILB	C	DWG09	SM08	115V/60Hz or 220-240V/50Hz	CF02F	240	Drop-in, Serial, Frequency	FMSY11C
4,9	140	1,7	S	-	175	ALQUILB	C	DWG09	SM08	220-240V 50/60Hz	CF02F	200	Drop-in, Serial, Frequency	FMXY9C
4,9	140	1,7	S	-	175	ALQUILB	C	DWG09	SM08	220-240V 50/60Hz	CF02F	200	Drop-in, Serial, Frequency	FMXD9C
6,8	135	2,1	S	-	190	ALQUILB	C	DWG22	CON04-05-06	220-240V 50/60Hz	VES	200	Drop-in, Serial, Frequency	VESD9C
6,8	135	2,1	S	-	190	ALQUILB	C	DWG22	CON04-05-06	220-240V 50/60Hz	VES	200	Drop-in, Serial, Frequency	VESF9C
6,8	135	2,1	S	-	190	ALQUILB	C	DWG22	CON04-05-06	220-240V 50/60Hz	VES	200	Drop-in, Serial, Frequency	VESG9C
6,8	135	2,1	S	-	190	ALQUILB	C	DWG22	CON04-05-06	220-240V 50/60Hz	VES	200	Drop-in, Serial, Frequency	VESD11C
6,8	135	2,1	S	-	190	ALQUILB	C	DWG22	CON04-05-06	220-240V 50/60Hz	VES	200	Drop-in, Serial, Frequency	VESF11C
6,8	135	2,1	S	-	190	ALQUILB	C	DWG22	CON04-05-06	220-240V 50/60Hz	VES	200	Drop-in, Serial, Frequency	VESG11C
6,8	135	2,1	S	-	190	ALQUILB	C	DWG22	CON04-05-06	220-240V 50/60Hz	VES	200	Drop-in, Serial, Frequency	VESD13C

R134a | LBP - L/MBP | 50Hz

MODEL	Plant	Displac. cm <sup>3</sup>	HP	Voltage/Frequency	Motor Type	Torque	Application	Rated Point - ASHRAE		Rated Point - ENI2900		Cooling Capacity ENI2900						Drawings													
								-23,3 °C / 54,4 °C		-35°C / 40 °C		Cond. Temp. °C	Evaporating Temperature °C						Weight kg	Max Height mm	LRA A	Cooling Type	Fan Air Flow m <sup>3</sup> /h	Oil Charge cm <sup>3</sup>	Oil Type	Exp Device	External View Ref.	Wiring Diagram Ref.	Model		
								Capacity W	Efficiency W/W	Capacity W	Efficiency W/W		W																		
													-30	-25	-20	-15	-10	-5													
EM20HHR	BR	2,27	1/12	220-240V 50/60Hz 1~	RSIR/CSIR	LST	L/M/HBP	50	0,86	-	-	-	-	-	-	-	-	-												-	-
EMIE30HER	BR	2,83	1/10	220-240V 50/60Hz 1~	RSIR/CSIR	LST	L/MBP	73	1,16	-	-	-	-	-	-	-	-	-	-	-	7,2	158	7,0	S/F	520	180	POE 10	C	DWG10	SM07	EMIE30HER
EMIS30HHR	BR	3,00	1/10	220V 50/60Hz 1~	RSIR/CSIR	LST	L/M/HBP	79	0,93	-	-	-	-	-	-	-	-	-	-	-	6,8	158	9,0	S/F	520	160	POE 22	C	DWG10	SM07	EMIS30HHR
EMIE40HJP	BR	3,40	1/8	220V 50/60Hz 1~	RSIR	LST	LBP	95	1,15	-	-	-	-	-	-	-	-	-	-	-	6,6	158	4,2	S	-	180	POE 10	C	DWG10	SM07	EMIE40HJP
EMI45HER	BR	3,77	1/8	220-240V 50/60Hz 1~	RSIR/CSIR	LST	LBP	100	1,21	-	-	-	-	-	-	-	-	-	-	-	7,7	167	10,0	S	-	160	POE 22	C	DWG10	SM07	EMI45HER
EM45HHR	BR	3,77	1/8	220-240V 50Hz 1~	RSIR/CSIR	LST	L/M/HBP	102	1,03	-	-	-	-	-	-	-	-	-	-	-	7,7	171	9,0	S/F	520	160	POE 22	C	DWG10	SM07	EM45HHR
EMY3109Z	SK	4,00	1/10	220-240V 50Hz 1~	RSIR	LST	L/MBP	105	1,37	-	-	55	-	79	107	142	183	230	-	-	7,3	166	4,0	S	-	150	POE 10	C	DWG01	SM00	-
	45												63	87	117	153	196	246													
EMY3111Z	SK	4,50	1/8	220-240V 50Hz 1~	RSIR	LST	L/MBP	129	1,41	62	1,01	55	-	113	153	202	260	325	-	-	7,7	171	5,0	S	-	150	POE 10	C	DWG01	SM00	-
	45												90	123	165	216	275	343													
EM50HNP	BR	4,99	1/8	220-240V 50Hz 1~	RSIR/RSCR	LST	LBP	126	1,22	-	-	-	-	-	-	-	-	-	-	-	7,7	167	10	S	-	160	POE 22	C	DWG10	SM07	EM50HNP
EMIE65HER	BR	5,19	1/6	220-240V 50/60Hz 1~	RSIR/CSIR	LST	LBP	149	1,22	-	-	-	-	-	-	-	-	-	-	-	8,3	166	12,5	S/F	520	180	POE 10	C	DWG10	SM07	EMIE65HER
EGAS70HLR	BR	5,56	1/5+	220-240V 50/60Hz 1~	RSIR/CSIR	LST	LBP	164	1,47	-	-	-	-	-	-	-	-	-	-	-	10,4	195	14,4	S	-	230	POE 10	C	DWG09	SM09	EGAS70HLR
EMI70HER	BR	5,89	1/5	220V 50Hz 1~	RSIR/CSIR	LST	LBP	166	1,18	-	-	-	-	-	-	-	-	-	-	-	8,3	166	12,5	S	-	180	POE 22	C	DWG10	SM07	EMI70HER
EMYE70HEP	BR	5,96	1/5	220-240V 50/60Hz 1~	RSIR	LST	LBP	168	1,43	-	-	-	-	-	-	-	-	-	-	-	7,9	166	7,5	S	-	180	POE 10	C	DWG10	SM07	EMYE70HEP
EMY3115Z	SK	6,10	1/6	220-240V 50Hz 1~	RSIR/RSCR	LST	L/MBP	163 / 171	1,39 / 1,51	-	-	55	-	147	196	256	328	415	-	-	7,6	171	-	S	-	150	POE 10	C	DWG01	SM00-SM01	-
	45												130	173	224	285	359	446													
EGAS80HLR	BR	6,36	1/4+	220-240V 50/60Hz 1~	RSIR/CSIR	LST	LBP	195	1,52	-	-	-	-	-	-	-	-	-	-	-	10	195	14,5	S/F	520	230	POE 10	C	DWG09	SM09	EGAS80HLR
FF7,5HBK	BR	6,92	1/5+	220-240V 50/60Hz 1~	RSIR/CSIR	LST	L/M/HBP	154	1,37	-	-	-	-	-	-	-	-	-	-	-	10,7	195	16,7	S	-	280	POE 22	C	DWG09	SM08	FF7,5HBK
EM2Z80HLC	BR	6,99	1/4	220-240 V 50 Hz 1~	RSCR/RSIR	LST	LBP	203	1,68	-	-	-	-	-	-	-	-	-	-	-	7,7	171	5,3	S	-	150	ESTER	C	DWG10	SM07	EM2Z80HLC
EGAS90HLR	BR	7,15	1/3-	220-240V 50/60Hz 1~	RSIR/CSIR	LST	LBP	219	1,50	-	-	-	-	-	-	-	-	-	-	-	10,5	195	14,3	S	-	230	POE 10	C	DWG09	SM09	EGAS90HLR
NEK116Z	SK	7,40	1/5	220-240V 50Hz 1~	RSIR/RSCR	LST	LBP	194	1,44	95	1,12	55	-	141	262	245	312	390	-	-	10,8	200	5,3	S	-	350	POE 22	C	DWG02	SM00-SM01	-
	45												126	172	225	291	367	460													
NEK2116Z	SK	7,40	1/5	220-240V 50Hz 1~	CSIR	HST	LBP	187	1,22	95	0,89	55	-	136	184	241	305	378	-	-	10,4	187	10,0	S	-	350	POE 22	C/V	DWG03	SM05	-
	45												121	166	221	284	357	436													
EMZ90HLC	BR	7,51	1/4+	220-240 V 50 Hz 1~	RSCR/RSIR	LST	LBP	217	1,63	-	-	-	-	-	-	-	-	-	-	-	7,7	171	6	S	-	150	ESTER	C	DWG10	SM07	EMZ90HLC
EGAS100HLP	BR	7,95	1/3	220-240V 50Hz 1~	RSIR/RSCR	LST	LBP	241	1,58	-	-	-	-	-	-	-	-	-	-	-	11	201	8,5	S	-	230	POE 10	C	DWG09	SM09	EGAS100HLP
EGAS100HLR	BR	7,95	1/3	220-240V 50/60Hz 1~	RSIR/CSIR	LST	LBP	251	1,52	-	-	-	-	-	-	-	-	-	-	-	11	201	16,9	F	520	230	POE 10	C	DWG09	SM09	EGAS100HLR
NEK118Z	SK	8,40	1/4	220-240V 50Hz 1~	RSIR/RSCR	LST	LBP	224	1,43	111	1,08	55	-	163	217	283	357	446	-	-	10,7	200	6,9	S	-	350	POE 22	C	DWG02	SM00-SM01	-
	45												144	195	256	328	417	519													
EMZ100HLC	BR	8,41	1/3	220-240 V 50 Hz 1~	RSCR	LST	LBP	249	1,64	-	-	-	-	-	-	-	-	-	-	-	7,7	171	7,1	S	-	180	ESTER	C	DWG10	SM07	EMZ100HLC
NE1121Z	SK	9,30	1/4	220-240V 50Hz 1~	RSIR	LST	LBP	253	1,28	125	0,89	55	-	186	246	319	403	500	-	-	10,9	200	16,5	F	520	350	POE 22	C	DWG03	SM03	-
	45												166	220	288	370	464	572													
NE1121Z	SK	9,30	1/4	200-220V 50Hz / 230V 60Hz 1~	RSIR	LST	LBP	253	1,28	126	0,93	55	-	217	288	373	472	584	-	-	10,9	200	18,0	F	520	350	POE 22	C	DWG03	SM03	-
	45												193	258	337	433	544	669													
NE2121Z	SK	9,30	1/4	220-240V 50Hz 1~	CSIR	HST	LBP	250	1,23	124	0,86	55	-	183	245	317	403	500	-	-	10,9	200	12,6	F	520	350	POE 22	C/V	DWG03	SM29	-
	45												163	217	285	368	465	575													
NE2121Z	SK	9,30	1/4	200-220V 50Hz / 230V 60Hz 1~	CSIR	HST	LBP	253	1,28	126	0,90	55	-	186	246	319	403	500	-	-	11,6	206	15,0	F	520	350	POE 22	C/V	DWG03	SM29	-
	45												166	220	288	370	464	572													

Cooling Capacity ASHRAE LBP																			Drawings						
Cond. Temp. °C	Evaporating Temperature °C								Weight kg	Max Height mm	LRA A	Cooling Type	Fan Air Flow m <sup>3</sup> /h	Oil Charge cm <sup>3</sup>	Oil Type	Exp Device	External View Ref.	Wiring Diagram Ref.	Model						
	W																								
	-35	-30	-25	-20	-15	-10	-5	0																	
55	17	28	42	59	80	105	135	170	6,8	158	6,5	S/F	520	160	POE 22	C	DWG10	SM07	EM20HHR						
55	26	44	65	90	120	155	196	-	7,2	158	7,0	S/F	520	180	POE 10	C	DWG10	SM07	EMIE30HER						
55	27	46	69	95	126	163	207	260	6,8	158	9,0	S/F	520	160	POE 22	C	DWG10	SM07	EMIS30HHR						
55	40	65	97	132	166	196	-	-	6,6	158	4,2	S	-	180	POE 10	C	DWG10	SM07	EMIE40HJP						
55	43	66	92	123	161	208	-	-	7,7	167	10,0	S	-	160	POE 22	C	DWG10	SM07	EMI45HER						
55	43	62	86	117	155	201	256	321	7,7	171	9,0	S/F	520	160	POE 22	C	DWG10	SM07	EM45HHR						
-	-	-	-	-	-	-	-	-	7,3	166	4,0	S	-	150	POE 10	C	DWG01	SM00	EMY3109Z						
-	-	-	-	-	-	-	-	-	7,7	171	5,0	S	-	150	POE 10	C	DWG01	SM00	EMY3111Z						
55	45	75	109	149	197	256	-	-	7,7	167	10	S	-	160	POE 22	C	DWG10	SM07	EM50HNP						
55	71	100	136	179	231	290	-	-	8,3	166	12,5	S/F	520	180	POE 10	C	DWG10	SM07							

R134a | LBP - L/MBP | 50Hz

MODEL	Plant	Displac. cm3	HP	Voltage/Frequency	Motor Type	Torque	Application	Rated Point - ASHRAE		Rated Point - EN12900		Cooling Capacity EN12900							
								-23,3 °C / 54,4 °C		-35°C / 40 °C		Cond. Temp. °C	Evaporating Temperature °C						
								Capacity W	Efficiency W/W	Capacity W	Efficiency W/W		-30	-25	-20	-15	-10	-5	
FF10HAK	BR	9,40	1/3	220-230V 50/60Hz 1~	RSIR/CSIR	LST	L/MBP	249	1,30	-	-	-	-	-	-	-	-		
EGU130HLR	BR	10,61	1/3+	220-240V 50Hz 1~	RSIR/CSIR	LST	LBP	313	1,50	-	-	-	-	-	-	-	-		
FFU130HAX	BR	10,61	1/3+	220-240V 50Hz 1~	CSIR	LST/HST	L/MBP	309	1,38	-	-	-	-	-	-	-	-		
FF12HAK	BR	11,14	1/3+	220-240V 50Hz 1~	RSIR/CSIR	LST	L/M/HBP	319	1,25	-	-	-	-	-	-	-	-		
NE1130Z	SK	12,10	1/3	220-240V 50Hz 1~	RSIR	LST	LBP	323	1,32	161	0,85	55	-	238	313	402	506	624	
	SK											45	211	281	366	466	583	715	
NE1130Z	SK	12,10	1/3	200-220V 50Hz / 230V 60Hz 1~	RSIR	LST	LBP	323	1,24	161	0,86	55	-	238	313	402	506	624	
	SK											45	211	281	366	466	583	715	
NE2130Z	SK	12,10	1/3	220-240V 50Hz 1~	CSIR	HST	LBP	343	1,32	171	0,85	55	-	255	332	426	536	660	
	SK											45	227	298	386	491	613	753	
NE2130Z	SK	12,10	1/3	100V 50/60Hz 1~	CSIR	HST	LBP	323	1,20	161	1,16	55	-	230	305	391	490	601	
	SK											45	204	268	348	444	555	684	
NEU4130Z	SK	12,10	1/3	220-240V 50Hz 1~	CSIR	HST	L/MBP	346	1,31	172	0,96	55	-	337	428	534	663	824	
	SK											45	271	357	451	560	695	863	
FFU160HAX	BR	12,92	1/2	220-240V 50Hz 1~	CSIR	LST/HST	L/MBP	374	1,42	-	-	-	-	-	-	-	-		
NE2134Z	SK	14,30	1/3	220-240V 50Hz 1~	CSIR	HST	LBP	359	1,23	179	0,90	55	-	267	351	453	571	711	
	SK											45	234	313	410	526	662	822	
NEK2140Z	SK	16,80	1/2	220-240V 50Hz 1~	CSIR	HST	LBP	429	1,31	217	1,02	55	-	319	421	543	686	820	
	SK											45	274	372	493	635	799	991	
ERUS60HLP	BR	5,19	1/6	220-240 V 50 Hz 1~	RSIR/RSCR	LST	LBP	144	1,24/1,33	-	-	-	-	-	-	-	-	-	
	BR											-	-	-	-	-	-	-	-
	BR											-	-	-	-	-	-	-	-
	BR											-	-	-	-	-	-	-	-
	BR											-	-	-	-	-	-	-	-
	BR											-	-	-	-	-	-	-	-
ERU280HSP	BR	6,38	1/4	220 V 50 Hz 1~	RSCR	LST	LBP	190	1,37	-	-	-	-	-	-	-	-	-	
	BR											-	-	-	-	-	-	-	-
ERUE70HLP	BR	5,96	1/5	220 V 50 Hz 1~	RSCR	LST	LBP	166	1,42	-	-	-	-	-	-	-	-	-	
	BR											-	-	-	-	-	-	-	-

Cond. Temp. °C	Cooling Capacity ASHRAE LBP								Weight kg	Max Height mm	LRA A	Cooling Type	Fan Air Flow m3/h	Oil Charge cm3	Oil Type	Exp Device	Drawings		Model
	Evaporating Temperature °C																External View Ref.	Wiring Diagram Ref.	
	-35	-30	-25	-20	-15	-10	-5	0											
55	106	154	220	302	400	512	636	-	10,9	201	18	S/F	520	280	POE 22	C	DWG09	SM08	FF10HAK
55	141	211	288	378	489	626	-	-	10,8	201	17,5	F	520	230	POE 10	C	DWG09	SM09	EGU130HLR
55	132	203	280	370	477	607	764	-	11,3	201	17,5	F	520	280	POE 10	C/V	DWG09	SM08	FFU130HAX
55	152	210	287	382	498	633	790	968	11,5	201	20	F	520	280	POE 22	C	DWG09	SM08	FF12HAK
-	-	-	-	-	-	-	-	-	10,9	200	16,3	F	520	350	POE 22	C	DWG03	SM03	NE1130Z
-	-	-	-	-	-	-	-	-	10,9	200	22,0	F	520	350	POE 22	C	DWG03	SM03	NE1130Z
-	-	-	-	-	-	-	-	-	10,9	200	13,2	F	520	350	POE 22	C/V	DWG03	SM29	NE2130Z
-	-	-	-	-	-	-	-	-	10,9	200	39,0	F	520	350	POE 22	C/V	DWG03	SM05	NE2130Z
-	-	-	-	-	-	-	-	-	10,0	187	13,0	F	520	350	POE 22	C/V	DWG03	SM05	NEU4130Z
55	188	268	356	460	584	736	918	1139	10,8	201	17,7	F	520	280	POE 22	C/V	DWG09	SM08	FFU160HAX
-	-	-	-	-	-	-	-	-	11,6	206	17,0	F	520	350	POE 22	C/V	DWG03	SM05	NE2134Z
-	-	-	-	-	-	-	-	-	11,6	206	17	F	520	350	POE 22	C/V	DWG03	SM05	NEK2140Z
55	65	95	133	181	237	304	-	-	7,68	158	5,8	S	0	160	ESTER	C	DWG12	SM31/SM32	ERUS60HLP
45	75	106	147	196	254	321	-	-											
55	65	94	133	179	235	301	-	-											
45	74	106	146	195	252	319	-	-											
55	65	95	133	181	237	304	-	-											
45	75	106	147	196	254	321	-	-											
55	82	121	170	231	305	393	-	-	7,53	158	6,3	S	0	150	ESTER	C	DWG12	SM31/SM32	ERU280HSP
45	97	139	191	255	330	419	-	-											
55	67	103	149	205	273	351	-	-	7,49	158	5,8	S	0	180	ESTER	C	DWG12	SM31/SM32	ERUE70HLP
45	86	121	166	221	285	361	-	-											

R134a | LBP - L/MBP - L/M/HBP | 60Hz

MODEL	Plant	Displac. cm3	HP	Voltage/Frequency	Motor Type	Torque	Application	Rated Point - ASHRAE		Rated Point - ARI540		Cooling Capacity ARI540						
								-23,3 °C / 54,4 °C		-23,3 °C / 48,9 °C		Cond. Temp. °C	Evaporating Temperature °C					
								Capacity W	Efficiency W/W	Capacity W	Efficiency W/W		W					
													-30	-25	-20	-15	-10	-5
EM20HHR	BR	2,27	1/12	220-240V 50/60Hz 1~	RSIR/CSIR	LST	L/M/HBP	59	0,89	-	-	-	-	-	-	-	-	
EMIS20HHR	BR	2,27	1/12	220V 60Hz 1~	RSIR/CSIR	LST	L/M/HBP	59	0,81	-	-	-	-	-	-	-	-	
EMIS20HHR	BR	2,27	1/12	115-127V 60Hz 1~	RSIR/CSIR	LST	L/M/HBP	59	0,88	-	-	-	-	-	-	-	-	
EMIE30HER	BR	2,83	1/10	220-240V 50/60Hz 1~	RSIR/CSIR	LST	L/MBP	88	1,26	-	-	-	-	-	-	-	-	
EMIS30HHR	BR	3,00	1/10	220V 50/60Hz 1~	RSIR/CSIR	LST	L/M/HBP	100	1,14	-	-	-	-	-	-	-	-	
EMIS30HHR	BR	3,00	1/10	115-127V 60Hz 1~	RSIR/CSIR	LST	L/M/HBP	100	1,10	-	-	-	-	-	-	-	-	
EMIE40HJP	BR	3,40	1/8	220V 50/60Hz 1~	RSIR	LST	LBP	115	1,28	-	-	-	-	-	-	-	-	
EMI45HER	BR	3,77	1/8	220-240V 50/60Hz 1~	RSIR/CSIR	LST	LBP	123	1,32	-	-	-	-	-	-	-	-	
EM45HHR	BR	3,77	1/8	115-127V 60Hz 1~	RSIR/CSIR	LST	L/M/HBP	123	1,15	-	-	-	-	-	-	-	-	
EMIE65HER	BR	5,19	1/6	220-240V 50/60Hz 1~	RSIR/CSIR	LST	LBP	185	1,33	-	-	-	-	-	-	-	-	
EM2Y60HLP	BR	5,54	1/6	115-127 V 60 Hz 1~	RSCR	LST	LBP	192	1,65	-	-	-	-	-	-	-	-	
EGAS70HLR	BR	5,56	1/5+	220-240V 50/60Hz 1~	RSIR	LST	LBP	203	1,57	-	-	-	-	-	-	-	-	
EMI70HER	BR	5,89	1/5	220V 60Hz 1~	RSIR/CSIR	LST	LBP	207	1,34	-	-	-	-	-	-	-	-	
EMYE70HEP	BR	5,96	1/5	220-240V 50/60Hz 1~	RSIR	LST	LBP	201	1,53	-	-	-	-	-	-	-	-	
EGAS80HLR	BR	6,36	1/4+	220-240V 50/60Hz 1~	RSIR/CSIR	LST	LBP	240	1,61	-	-	-	-	-	-	-	-	
FFUS70HAK	BR	6,36	1/4	115-127V 60Hz 1~	RSIR/CSIR	LST	L/MBP	229	1,52	-	-	-	-	-	-	-	-	
FFUS80HAK	BR	6,76	1/4+	220-240V 50/60Hz 1~	RSIR/CSIR	LST	L/MBP	236	1,47	-	-	-	-	-	-	-	-	
FFUS80HAK	BR	6,76	1/4+	115-127V 60Hz 1~	RSIR/CSIR	LST	L/MBP	236	1,44	-	-	-	-	-	-	-	-	
FF7,5HBK	BR	6,92	1/5+	220-240V 50/60Hz 1~	RSIR/CSIR	LST	L/M/HBP	206	1,15	-	-	-	-	-	-	-	-	
EGAS90HLR	BR	7,15	1/3-	220-240V 50/60Hz 1~	RSIR/CSIR	LST	LBP	271	1,59	-	-	-	-	-	-	-	-	
NEK2116Z	SK	7,4	1/5	115V 60Hz 1~	CSIR	HST	LBP	216	1,17	171	0,92	55	86	127	180	247	328	424
	SK											45	122	169	229	300	385	478
EGAS100HLR	BR	7,95	1/3	220-240V 50/60Hz 1~	RSIR/CSIR	LST	LBP	308	1,60	-	-	-	-	-	-	-	-	-
FFUS100HAK	BR	7,95	1/3	115-127V 60Hz 1~	RSIR/CSIR	LST	L/MBP	297	1,47	-	-	-	-	-	-	-	-	-
FF8,5HBK	BR	7,95	1/4	220V 60Hz 1~	RSIR/CSIR	LST	L/M/HBP	217	1,11	-	-	-	-	-	-	-	-	-

Cond. Temp. °C	Cooling Capacity ASHRAE LBP								Weight kg	Max Height mm	LRA A	Cooling Type	Fan Air Flow m3/h	Oil Charge cm3	Oil Type	Exp Device	Drawings		Model
	Evaporating Temperature °C																External View Ref.	Wiring Diagram Ref.	
	W																		
	-35	-30	-25	-20	-15	-10	-5	0											
55	16	34	53	74	98	127	161	202	6,8	158	6	S/F	520	160	POE 22	C	DGW10	SM07	EM20HHR
55	19	33	52	75	103	137	178	226	6,8	158	9,1	S/F	520	160	POE 22	C	DGW10	SM07	EMIS20HHR
55	16	30	48	70	97	129	168	215	6,8	158	11,6	S/F	520	160	POE 22	C	DGW10	SM07	EMIS20HHR
55	44	150	65	90	120	155	196	-	7,2	158	7	S	-	180	POE 10	C	DGW10	SM07	EMIE30HER
55	35	59	85	117	154	199	251	314	6,8	158	8,8	S/F	520	160	POE 22	C	DGW10	SM07	EMIS30HHR
55	35	57	84	115	153	198	251	313	6,8	158	16	S/F	520	160	POE 22	C	DGW10	SM07	EMIS30HHR
55	54	79	109	145	187	237	-	-	6,6	158	3,7	S	-	180	POE 10	C	DGW10	SM07	EMIE40HJP
55	47	75	110	151	197	249	-	-	7,7	167	9,3	S	-	160	POE 22	C	DGW10	SM07	EMI45HER
55	48	80	114	153	197	249	310	381	7,2	166	17	S/F	520	160	POE 22	C	DGW10	SM07	EM45HHR
55	124	124	168	220	282	356	-	-	8,3	166	11,5	S/F	520	180	POE 10	C	DGW10	SM07	EMIE65HER
55	99	130	175	232	299	378	465	561	7,25	-	10,8	S	-	150	ESTER	C	DGW10	SM07	EM2Y60HLP
55	83	125	178	244	324	420	-	-	10,0	195	13,4	S	-	230	POE 10	C	DWG09	SM09	EGAS70HLR
55	100	143	190	244	310	391	-	-	7,7	166	12,5	S	-	160	POE 22	C	DGW10	SM07	EMI70HER
55	100	141	184	234	295	373	-	-	7,8	166	6,5	S	-	180	POE 10	C	DGW10	SM07	EMYE70HEP
55	90	143	207	283	373	476	-	-	10,0	195	13,5	S/F	520	230	POE 10	C	DWG09	SM09	EGAS80HLR
55	99	146	205	277	363	466	585	721	10,9	201	24,7	S/F	520	280	POE 10	C	DWG09	SM08	FFUS70HAK
55	108	155	213	284	369	470	589	727	10,0	201	12,1	S/F	520	230	POE 10	C	DWG09	SM08	FFUS80HAK
55	111	157	214	285	371	474	596	740	10,0	201	32	S/F	520	230	POE 10	C	DWG09	SM08	FFUS80HAK
55	80	122	174	236	310	397	499	618	10,7	195	15,8	S	-	280	POE 22	C	DWG09	SM08	FF7,5HBK
55	-	-	-	-	-	-	-	-	10,5	195	13,5	S	-	230	POE 10	C	DWG09	SM09	EGAS90HLR
-	-	-	-	-	-	-	-	-	10	188	22	S	-	350	POE 22	C/V	DWG04	SM04	NEK2116Z
55	132	201	278	367	471	595	-	-	11	201	16	S	-	230	POE 10	C	DWG09	SM09	EGAS100HLR
55	139	195	268	357	465	592	740	908	10,5	201	30	S/F	520	350	POE 10	C	DWG09	SM08	FFUS100HAK
55	103	145	197	261	341	437	552	687	10,8	195	18,5	S/F	520	280	POE 22	C	DWG09	SM08	FF8,5HBK

R134a | LBP - L/MBP - L/M/HBP | 60Hz

MODEL	Plant	Displac. cm <sup>3</sup>	HP	Voltage/Frequency	Motor Type	Torque	Application	Rated Point - ASHRAE		Rated Point - ARI540		Cooling Capacity ARI540						
								-23,3 °C / 54,4 °C		-23,3 °C / 48,9 °C		Cond. Temp. °C	Evaporating Temperature °C					
								Capacity W	Efficiency W/W	Capacity W	Efficiency W/W		W					
													-30	-25	-20	-15	-10	-5
NE212IZ	SK	9,3	1/4	115V 60Hz 1~	CSIR	HST	LBP	278	1,09	204	0,81	55	109	147	195	252	319	395
	SK											45	132	176	230	295	371	457
NE212IZ	SK	9,3	1/4	200-220V 50Hz / 230V 60Hz 1~	RSIR	HST	LBP	296	1,27	-	-	-	-	-	-	-	-	
	SK									-	-	-	-	-	-	-		
FF10HAK	BR	9,40	1/3	220-230V 50/60Hz 1~	RSIR/CSIR	LST	L/MBP	302	1,42	-	-	-	-	-	-	-	-	
FF10HAK	BR	9,40	1/3	115-127V 60Hz 1~	RSIR/CSIR	LST	L/MBP	302	1,42	-	-	-	-	-	-	-	-	
FFU130HAX	BR	10,61	1/3+	115-127V 60Hz 1~	CSIR	LST/HST	L/MBP	366	1,41	-	-	-	-	-	-	-	-	
FFI2HBX	BR	11,14	1/3+	220V 60Hz 1~	CSIR	HST	L/M/HBP	349	1,18	-	-	-	-	-	-	-	-	
NE1130Z	SK	12,1	1/3	200-220V 50Hz / 230V 60Hz 1~	RSIR	LST	LBP	323	1,32	-	-	-	-	-	-	-	-	
	SK									-	-	-	-	-	-	-		
NE2130Z	SK	12,1	1/3	100V 50/60Hz 1~	CSIR	HST	LBP	367	1,19	269	1,16	55	166	227	300	383	479	586
	SK											45	205	268	348	443	553	679
NE2130Z	SK	12,1	1/3	115V 60Hz 1~	CSIR	HST	LBP	367	1,19	269	0,88	55	166	227	300	383	479	586
	SK											45	205	268	348	443	553	679
FFU160HAX	BR	12,92	1/2	220V 60Hz 1~	CSIR	LST/HST	L/MBP	449	1,45	-	-	-	-	-	-	-	-	
NE2134Z	SK	14,3	1/3	115V 60Hz 1~	CSIR	HST	LBP	425	1,23	312	0,91	55	191	257	334	424	533	660
	SK											45	228	303	392	495	618	764
NEU2140Z	SK	16,8	1/2	115-127V 60Hz 1~	CSIR	HST	LBP	512	1,28	405	0,98	55	-	-	-	-	-	-
	SK											45	-	-	-	-	-	-
NEU2140Z	SK	16,8	1/2	115-127V 60Hz 1~	CSR	HST	LBP	516	1,37	407	1,04	55	-	-	-	-	-	-
	SK											45	-	-	-	-	-	-
NT2152ZV	SK	26,2	1/2	115V 60Hz 1~	CSR	HST	LBP	681	1,31	610	1,07	55	200	425	646	871	1104	1351
	SK											45	380	593	814	1048	1303	1582

Cond. Temp. °C	Cooling Capacity ASHRAE LBP								Weight kg	Max Height mm	LRA A	Cooling Type	Fan Air Flow m <sup>3</sup> /h	Oil Charge cm <sup>3</sup>	Oil Type	Exp Device	Drawings		Model
	Evaporating Temperature °C																		
	W																		
	-35	-30	-25	-20	-15	-10	-5	0											
-	-	-	-	-	-	-	-	-	11	200	29	F	520	350	POE 22	C/V	DWG04	SM04	NE212IZ
-	-	-	-	-	-	-	-	-	11,6	206	14,0	F	520	350	POE 22	C/V	DWG04	SM03	NE212IZ
55	-	170	229	304	394	498	618	-	10,9	201	17,5	S/F	520	280	POE 22	C	DWG09	SM08	FF10HAK
45	-	185	246	322	413	520	640	-	10,9	201	32,5	S/F	520	280	POE 22	C	DWG09	SM08	FF10HAK
55	115	188	270	364	473	601	751	-	10,8	201	40,3	F	520	280	POE 10	C/V	DWG09	SM08	FFU130HAX
55	115	189	271	364	473	601	751	-	11,5	201	26,5	F	520	280	POE 22	C/V	DWG09	SM08	FFI2HBX
55	153	230	328	450	596	767	965	-	11	200	22	F	520	350	POE 22	C/V	DWG04	SM03	NE1130Z
55	156	223	311	421	556	716	903	1119	11	200	39	F	520	350	POE 22	C/V	DWG04	SM04	NE2130Z
55	-	221	294	386	496	625	772	-	11	200	38	F	520	350	POE 22	C/V	DWG04	SM04	NE2130Z
45	-	236	314	409	521	652	800	-	10,9	201	19	F	520	280	POE 22	C/V	DWG09	SM08	FFU160HAX
-	-	-	-	-	-	-	-	-	11	200	33	F	520	350	POE 22	C/V	DWG04	SM04	NE2134Z
-	-	-	-	-	-	-	-	-	11,1	206	40	F	520	350	POE 22	C/V	DWG04	SM04	NEU2140Z
55	232	332	460	615	798	1010	-	-	11,1	206	40	F	520	350	POE 22	C/V	DWG04	SM06	NEU2140Z
45	263	363	492	650	839	1058	-	-	18,2	250	70	F	520	450	POE 22	C/V	DWG17	SM26	NT2152ZV
55	234	333	461	619	807	1024	-	-	-	-	-	-	-	-	-	-	-	-	-
45	265	364	494	655	847	1069	-	-	-	-	-	-	-	-	-	-	-	-	-

R134a | LBP - L/MBP - L/M/HBP | 50Hz

MODEL	Plant	Displac. cm <sup>3</sup>	HP	Voltage/Frequency	Motor Type	Torque	Application	Rated Point - ASHRAE		Rated Point - EN12900	
								7,2 °C / 54,4 °C		5 °C / 50 °C	
								Capacity W	Efficiency W/W	Capacity W	Efficiency W/W
EM20HHR	BR	2,27	1/12	220-240V 50/60Hz 1~	RSIR/CSIR	LST	L/M/HBP	246	2,51	212	2,10
EMIS30HHR	BR	3	1/10	220V 50/60Hz 1~	RSIR/CSIR	LST	L/M/HBP	363	2,6	282	2,05
EMT37HDP	BR	3,40	1/8	220-240V 50Hz 1~	RSIR	LST	HBP	351	2,55	321	2,46
	BR										
EM45HHR	BR	3,77	1/8	220-240V 50Hz 1~	RSIR/CSIR	LST	L/M/HBP	440	2,63	344	2,19
EMT45HDR	BR	4,00	1/8	220-240V 50Hz 1~	CSIR	HST	HBP	421	2,66	379	2,58
	BR										
EMT50HDP	BR	4,50	1/6	220-240V 50Hz 1~	RSIR	LST	HBP	475	2,58	423	2,47
	BR										
EM55HHR	BR	4,60	1/6	220-240V 50/60Hz 1~	RSIR/CSIR	LST	HBP	533	2,69	417	2,26
EMT6144Z	BR	5,20	1/5	220-240V 50Hz 1~	CSIR	HST	HBP	577	2,6	519	2,53
	BR										
EM65HHR	BR	5,54	1/6+	220V 50/60Hz 1~	RSIR/CSIR	LST	M/HBP	639	2,61	504	1,98
EMT6160Z	BR	6,80	1/4	220-240V 50Hz 1~	CSIR	HST	HBP	720	2,4	648	2,34
	BR										
FF7,5HBK	BR	6,92	1/5+	220-240V 50/60Hz 1~	RSIR/CSIR	LST	L/M/HBP	415	1,51	322	1,63
NEK6160Z	SK	7,30	1/4	220-240V 50Hz 1~	CSIR	HST	HBP	716	2,41	663	2,41
	SK										
NEK6160Z	SK	7,30	1/4	200-230V 50Hz / 208-230V 60Hz 1~	CSIR	HST	HBP	717	2,41	663	2,41
	SK										
EMT6170Z	BR	7,70	1/4	220-240V 50Hz 1~	CSIR	HST	HBP	806	2,26	725	2,18
	BR										
FF8,5HBK	BR	7,95	1/4	220-240V 50Hz 1~	RSIR/CSIR	LST	L/M/HBP	844	2,49	660	2,10
EMY6170Z	SK	7,51	1/4	220-240V 50Hz 1~	CSIR	HST	HBP	789	2,56	669	2,39
	SK										
NEK6170Z	SK	8,40	1/4	220-240V 50Hz 1~	CSIR	HST	HBP	882	2,35	775	2,45
	SK										
NEK6170Z	SK	8,40	1/4	200-230V 50Hz / 208-230V 60Hz 1~	CSIR	HST	HBP	841	2,44	775	2,46
	SK										
NEK6170Z	SK	8,40	1/4	100V 50/60Hz 1~	CSIR	HST	HBP	823	2,18	762	2,16
	SK										
EMY6187Z	SK	9,87	1/3	220-240V 50Hz 1~	CSIR	HST	HBP	1024	2,53	872	2,37
	SK										

Condensing Temperature °C	Cooling Capacity EN12900						Weight kg	Max Height mm	LRA A	Cooling Type	Fan Air Flow m <sup>3</sup> /h	Oil Charge cm <sup>3</sup>	Oil Type	Exp Device	Drawings		Model
	Evaporating Temperature °C														External View Ref.	Wiring Diagram Ref.	
	W																
	-15	-10	-5	0	5	10											
55	-	-	132	157	191	238	6,8	158	6,5	S/F	520	160	POE 22	C	DWG10	SM07	EM20HHR
45	-	-	161	190	230	285											
55	103	134	171	213	261	315	6,8	158	9	S	-	160	POE 22	C	DWG10	SM07	EMIS30HHR
45	124	160	202	250	304	366											
55	-	153	194	241	294	355	7,2	158	4,3	S	-	180	POE 22	C	DWG01	SM00	EMT37HDP
45	142	181	228	245	343	412											
55	121	158	203	255	316	385	7,7	171	9	S/F	520	160	POE 22	C	DWG10	SM07	EM45HHR
45	146	189	241	302	372	452											
55	-	150	189	237	298	361	7,7	166	5,4	S	-	180	POE 10	C/V	DWG01	SM05	EMT45HDR
45	146	184	229	284	402	423											
55	-	203	256	318	388	472	7,7	166	5,4	S	-	180	POE 22	C	DWG01	SM00	EMT50HDP
45	191	242	303	374	456	549											
55	-	-	259	316	384	462	7,6	171	10	F	520	160	POE 22	C	DWG10	SM07	EM55HHR
45	-	-	300	366	446	539											
55	-	250	313	388	474	573	7,8	166	8,5	F	520	180	POE 22	C/V	DWG01	SM05	EMT6144Z
45	232	294	367	395	549	661											
55	-	-	301	377	466	565	7,2	171	14,3	F	520	160	POE 22	C	DWG10	SM07	EM65HHR
45	-	-	348	435	538	652											
55	-	322	403	495	600	718	7,8	166	9,8	F	520	180	POE 22	C/V	DWG01	SM05	EMT6160Z
45	298	377	469	504	696	830											
55	210	270	338	-	-	-	10,7	195	16,7	S	-	280	POE 22	C	DWG09	SM08	FF7,5HBK
45	252	322	402	-	-	-											
55	-	296	376	472	586	716	10,4	187	11,5	F	520	350	POE 22	C/V	DWG03	SM05	NEK6160Z
45	281	355	448	481	687	834											
55	-	290	371	470	586	720	10,4	187	13,5	F	520	350	POE 22	C/V	DWG03	SM05	NEK6160Z
45	277	350	442	478	684	833											
55	-	358	448	550	663	789	7,8	166	10,4	F	520	180	POE 22	C/V	DWG01	SM05	EMT6170Z
45	330	418	522	559	771	915											
55	242	314	398	497	609	736	10,8	195	18,2	S/F	520	280	POE 22	C	DWG09	SM08	FF8,5HBK
45	284	368	466	580	710	857											
55	-	317	403	503	619	749	7,7	171	10,5	F	520	150	POE 10	C/V	DWG01	SM29	EMY6170Z
45	294	374	472	587	720	870											
55	-	360	453	562	689	833	10,2	200	14	F	520	350	POE 22	C/V	DWG03	SM05	NEK6170Z
45	336	422	527	572	798	964											
55	-	358	451	563	683	841	10,8	200	18	F	520	350	POE 22	C/V	DWG03	SM05	NEK6170Z
45	335	420	526	573	802	971											
55	-	313	384	496	650	844	10,4	187	31	F	520	350	POE 22	C/V	DWG03	SM05	NEK6170Z
45	337	367	445	505	742	958											
55	-	436	548	676	821	983	8,2	171	13,5	F	520	200	POE 22	C/V	DWG01	SM29	EMY6187Z
45	405	509	635	783	953	1145											

R134a | LBP - L/MBP - L/M/HBP | 50Hz

MODEL	Plant	Displac. cm <sup>3</sup>	HP	Voltage/Frequency	Motor Type	Torque	Application	Rated Point - ASHRAE		Rated Point - EN12900	
								7,2 °C / 54,4 °C		5 °C / 50 °C	
								Capacity W	Efficiency W/W	Capacity W	Efficiency W/W
NEK6187Z	SK	10,00	1/3	220-240V 50Hz 1 ~	CSIR	HST	HBP	1019	2,29	896	2,38
	SK										
NEU6187Z	SK	10,00	1/3	200-230V 50Hz / 208-230V 60Hz 1 ~	CSIR	HST	HBP	1014	2,44	-	-
	SK										
NEU6210Z	SK	12,10	1/2	200-230V 50Hz / 208-230V 60Hz 1 ~	CSIR	HST	HBP	1222	2,38	1136	2,33
	SK										
NEU6210Z	SK	12,10	1/2	200-230V 50Hz / 208-230V 60Hz 1 ~	CSR	HST	HBP	1234	2,57	1148	2,52
	SK										
NEU6212Z	SK	14,30	1/2	220-240V 50Hz 1 ~	CSIR	HST	HBP	1420	2,26	1271	2,22
	SK										
NEU6212Z	SK	14,30	1/2	220-240V 50Hz 1 ~	CSR	HST	HBP	1456	2,52	1288	2,41
	SK										
NEU6212Z	SK	14,30	1/2	200-230V 50Hz / 208-230V 60Hz 1 ~	CSIR	HST	HBP	1444	2,36	1343	2,31
	SK										
NEU6212Z	SK	14,30	1/2	200-230V 50Hz / 208-230V 60Hz 1 ~	CSR	HST	HBP	1467	2,58	1364	2,53
	SK										
NEU6214Z	SK	16,80	1/2	220-240V 50Hz 1 ~	CSIR	HST	HBP	1636	2,14	1459	2,12
	SK										
NEU6214Z	SK	16,80	1/2	220-240V 50Hz 1 ~	CSR	HST	HBP	1678	2,45	1492	2,35
	SK										
NEU6214Z	SK	16,80	1/2	200-230V 50Hz / 208-230V 60Hz 1 ~	CSR	HST	HBP	1668	2,44	1485	1,92
	SK										

Condensing Temperature °C	Cooling Capacity EN12900						Weight kg	Max Height mm	LRA A	Cooling Type	Fan Air Flow m <sup>3</sup> /h	Oil Charge cm <sup>3</sup>	Oil Type	Exp Device	Drawings		Model
	Evaporating Temperature °C														External View Ref.	Wiring Diagram Ref.	
	W																
	-15	-10	-5	0	5	10											
55	-	402	511	642	793	965	11	200	15	F	520	350	POE 22	C/V	DWG03	SM05	NEK6187Z
45	378	477	600	654	918	1113											
55	-	440	560	700	855	1030	10,5	200	16	F	520	350	POE 22	C/V	DWG03	SM05	NEU6187Z
45	410	520	650	806	990	1190											
55	-	530	663	825	1016	1235	11	200	21	F	520	350	POE 22	C/V	DWG03	SM05	NEU6210Z
45	489	615	770	955	1170	1414											
55	-	530	672	839	1032	1250	11	200	21	F	520	350	POE 22	C/V	DWG03	SM06	NEU6210Z
45	483	618	780	969	1186	1431											
55	-	595	767	965	1188	1437	11,2	200	20	F	520	350	POE 22	C/V	DWG03	SM05	NEU6212Z
45	556	706	892	1111	1365	1653											
55	-	605	775	977	1198	1450	11,2	200	20	F	520	350	POE 22	C/V	DWG03	SM06	NEU6212Z
45	560	713	904	1121	1374	1666											
55	-	595	767	965	1188	1437	11,6	206	26	F	520	350	POE 22	C/V	DWG03	SM05	NEU6212Z
45	556	706	892	1111	1365	1653											
55	-	605	775	977	1198	1450	11,6	206	26	F	520	350	POE 22	C/V	DWG03	SM06	NEU6212Z
45	560	713	904	1121	1374	1666											
55	-	724	909	1124	1367	1640	11,6	206	22	F	520	350	POE 22	C/V	DWG03	SM05	NEU6214Z
45	657	836	1047	1292	1569	1880											
55	-	738	927	1150	1407	1699	11,6	206	22	F	520	350	POE 22	C/V	DWG03	SM06	NEU6214Z
45	663	844	1063	1320	1615	1946											
55	-	738	927	1150	1407	1699	11,6	206	25	F	520	350	POE 22	C/V	DWG03	SM06	NEU6214Z
45	663	844	1063	1320	1615	1946											

R134a | LBP - L/MBP - L/M/HBP | 50Hz

MODEL	Plant	Displac. cm <sup>3</sup>	HP	Voltage/Frequency	Motor Type	Torque	Application	Rated Point - ASHRAE		Rated Point - EN12900	
								7,2 °C / 54,4 °C		5 °C / 50 °C	
								Capacity W	Efficiency W/W	Capacity W	Efficiency W/W
NEU6187Z	SK	10,00	1/3	200-240V 50Hz / 230V 60Hz 1~	CSIR	HST	HBP	1018	2,44	917	2,40
	SK										
FFI2HBK	BR	11,14	1/3+	220-240V 50Hz 1~	RSIR/CSIR	LST	L/M/HBP	1316	2,61	1008	2,14
NEU6210Z	SK	12,10	1/2	220-240V 50Hz 1~	CSIR	HST	HBP	1231	2,37	1102	2,33
	SK										
NEU6210Z	SK	12,10	1/2	220-240V 50Hz 1~	CSR	HST	HBP	1247	2,58	1109	2,48
	SK										
NEU6210Z	SK	12,10	1/2	200-230V 50Hz / 208-230V 60Hz 1~	CSIR	HST	HBP	1222	2,38	1136	2,33
	SK										
NEU6210Z	SK	12,10	1/2	200-230V 50Hz / 208-230V 60Hz 1~	CSR	HST	HBP	1234	2,57	1148	2,52
	SK										
NEU6212Z	SK	14,30	1/2	220-240V 50Hz 1~	CSIR	HST	HBP	1420	2,26	1271	2,22
	SK										
NEU6212Z	SK	14,30	1/2	220-240V 50Hz 1~	CSR	HST	HBP	1456	2,52	1288	2,41
	SK										
NEU6212Z	SK	14,30	1/2	200-230V 50Hz / 208-230V 60Hz 1~	CSIR	HST	HBP	1444	2,36	1343	2,31
	SK										
NEU6212Z	SK	14,30	1/2	200-230V 50Hz / 208-230V 60Hz 1~	CSR	HST	HBP	1467	2,58	1364	2,53
	SK										
NEU6214Z	SK	16,80	1/2	220-240V 50Hz 1~	CSIR	HST	HBP	1636	2,14	1459	2,12
	SK										
NEU6214Z	SK	16,80	1/2	220-240V 50Hz 1~	CSR	HST	HBP	1678	2,45	1492	2,35
	SK										
NEU6214Z	SK	16,80	1/2	200-230V 50Hz / 208-230V 60Hz 1~	CSR	HST	HBP	1668	2,44	1485	1,92
	SK										

Condensing Temperature °C	Cooling Capacity EN12900						Weight kg	Max Height mm	LRA A	Cooling Type	Fan Air Flow m <sup>3</sup> /h	Oil Charge cm <sup>3</sup>	Oil Type	Exp Device	Drawings		Model
	Evaporating Temperature °C														External View Ref.	Wiring Diagram Ref.	
	W																
	-15	-10	-5	0	5	10											
55	-	442	560	697	855	1033	10,5	187	13	F	520	350	POE 22	C/V	DWG03	SM05	NEU6187Z
45	408	517	650	806	987	1190											
55	395	504	630	773	932	1108	11,5	201	20	F	520	280	POE 22	C	DWG09	SM08	FFI2HBK
45	462	588	733	897	1081	1284											
55	-	530	663	825	1016	1235	10,6	200	18,5	F	520	350	POE 22	C/V	DWG03	SM05	NEU6210Z
45	489	615	770	955	1170	1414											
55	-	530	672	839	1032	1250	10,6	200	18,5	F	520	350	POE 22	C/V	DWG03	SM06	NEU6210Z
45	483	618	780	969	1186	1431											
55	-	530	663	825	1016	1235	11	200	21	F	520	350	POE 22	C/V	DWG03	SM05	NEU6210Z
45	489	615	770	955	1170	1414											
55	-	530	672	839	1032	1250	11	200	21	F	520	350	POE 22	C/V	DWG03	SM06	NEU6210Z
45	483	618	780	969	1186	1431											
55	-	595	767	965	1188	1437	11,2	200	20	F	520	350	POE 22	C/V	DWG03	SM05	NEU6212Z
45	556	706	892	1111	1365	1653											
55	-	605	775	977	1198	1450	11,2	200	20	F	520	350	POE 22	C/V	DWG03	SM06	NEU6212Z
45	560	713	904	1121	1374	1666											
55	-	595	767	965	1188	1437	11,6	206	26	F	520	350	POE 22	C/V	DWG03	SM05	NEU6212Z
45	556	706	892	1111	1365	1653											
55	-	605	775	977	1198	1450	11,6	206	26	F	520	350	POE 22	C/V	DWG03	SM06	NEU6212Z
45	560	713	904	1121	1374	1666											
55	-	724	909	1124	1367	1640	11,6	206	22	F	520	350	POE 22	C/V	DWG03	SM05	NEU6214Z
45	657	836	1047	1292	1569	1890											
55	-	738	927	1150	1407	1699	11,6	206	22	F	520	350	POE 22	C/V	DWG03	SM06	NEU6214Z
45	663	844	1063	1320	1615	1946											
55	-	738	927	1150	1407	1699	11,6	206	25	F	520	350	POE 22	C/V	DWG03	SM06	NEU6214Z
45	663	844	1063	1320	1615	1946											

R134a | LBP - L/MBP - L/M/HBP | 50Hz

MODEL	Plant	Displac. cm <sup>3</sup>	HP	Voltage/Frequency	Motor Type	Torque	Application	Rated Point - ASHRAE		Rated Point - EN12900	
								7,2 °C / 54,4 °C		5 °C / 50 °C	
								Capacity W	Efficiency W/W	Capacity W	Efficiency W/W
NT6215Z	SK	17,40	1/2	200-240V 50Hz / 230V 60Hz 1~	CSIR	HST	HBP	1607	2,52	1405	2,38
	SK										
NT6215Z	SK	17,40	1/2	220V 50Hz 1~	CSIR	HST	HBP	1620	2,29	1435	2,25
	SK										
NT6217Z	SK	20,40	3/4	220-240V 50Hz 1~	CSIR	HST	HBP	1863	2,31	1655	2,2
	SK										
NT6217Z	SK	20,40	3/4	220-240V 50Hz 1~	CSR	HST	HBP	1943	2,67	1695	2,42
	SK										
NT6217Z(V)	SK	20,40	3/4	200-240V 50Hz / 230V 60Hz 1~	CSIR	HST	HBP	1863	2,41	1619	2,2
	SK										
NT6217Z(V)	SK	20,40	3/4	200-240V 50Hz / 230V 60Hz 1~	CSR	HST	HBP	1943	2,67	1680	2,4
	SK										
NT6220Z(V)	SK	22,40	3/4	200-240V 50Hz / 230V 60Hz 1~	CSIR	HST	HBP	2016	2,34	1744	2,13
	SK										
NT6220Z(V)	SK	22,40	3/4	200-240V 50Hz / 230V 60Hz 1~	CSR	HST	HBP	2016	2,55	1752	2,34
	SK										
NTU6222ZV	SK	23,70	3/4	220-240V 50Hz 1~	CSR	HST	HBP	2424	3,09	2117	2,89
	SK										
NJ6220Z	SK	26,10	3/4	220-240V 50Hz 1~	CSIR	HST	HBP	2547	2,6	2071	2,13
	SK										
NJ6220ZX	SK	26,10	1	380-420V 50Hz / 440-480V 60Hz 3~	3PHASE	HST	HBP	2547	2,91	2240	2,4
	SK										
NTU6224ZV	SK	27,80	1	220-240V 50Hz 1~	CSR	HST	HBP	2767	3	2582	2,94
	SK										
NJ6226Z	SK	34,40	1	220-240V 50Hz 1~	CSR	HST	HBP	2976	2,41	2610	2,2
	SK										
NJ6226ZX	SK	34,40	1	380-420V 50Hz / 440-480V 60Hz 3~	3PHASE	HST	HBP	2976	2,5	2740	2,4
	SK										
NJX6232ZX	SK	37,88	2	380-420V 50Hz / 440-480V 60Hz 3~	3PHASE	HST	HBP	3757	2,59	3240	2,41
	SK										

Condensing Temperature °C	Cooling Capacity EN12900						Weight kg	Max Height mm	LRA A	Cooling Type	Fan Air Flow m <sup>3</sup> /h	Oil Charge cm <sup>3</sup>	Oil Type	Exp Device	Drawings		Model
	Evaporating Temperature °C																
	W																
	-15	-10	-5	0	5	10											
55	-	661	829	1033	1282	1582	17	220	21	F	520	450	POE 22	C/V	DWG-15-DWG16	SM19	NT6215Z
45	627	796	998	1241	1533	1883											
55	-	646	843	1071	1326	1606	17	207	21	F	520	450	POE 22	C/V	DWG15	SM19	NT6215Z
45	621	796	1014	1090	1567	1894											
55	-	791	991	1234	1521	1853	17	220	25	F	520	450	POE 22	C/V	DWG-15-DWG16	SM19	NT6217Z
45	754	938	1173	1256	1795	2185											
55	-	799	1010	1271	1582	1945	17	220	25	F	520	450	POE 22	C/V	DWG-15-DWG16	SM23	NT6217Z
45	754	947	1196	1294	1867	2294											
55	-	764	961	1196	1473	1800	17	220	25	F	520	450	POE 22	C/V	DWG-15-DWG16	SM19	NT6217Z
45	712	912	1148	1428	1757	2143											
55	-	772	980	1232	1532	1890	17	220	25	F	520	450	POE 22	C/V	DWG-15-DWG16	SM23	NT6217Z
45	712	921	1171	1471	1827	2250											
55	-	852	1060	1303	1586	1915	17,2	220	29,5	F	520	450	POE 22	C/V	DWG-15-DWG16	SM19	NT6220Z
45	800	1011	1260	1554	1897	2294											
55	-	861	1081	1342	1649	2011	17,2	220	28	F	520	450	POE 22	C/V	DWG-15-DWG16	SM23	NT6220Z
45	808	1021	1285	1601	1973	2409											
55	-	1044	1305	1605	1955	2365	18,3	250	30	F	520	650	POE 22	C/V	DWG19	SM26	NTU6222ZV
45	968	1225	1521	1866	2273	2754											
55	-	876	1147	1456	1821	2259	20,5	265	35	F	800	750	POE 22	C/V	DWG14	SM13	NJ6220Z
45	830	1114	1425	1781	2199	2696											
55	-	993	1326	1693	2096	2534	19,6	265	10,5	F	800	750	POE 22	C/V	DWG14	SM18	NJ6220ZX
45	882	1159	1502	1723	2389	2932											
55	-	1272	1574	1921	2325	2795	18,3	250	30	F	520	650	POE 22	C/V	DWG19	SM26	NTU6224ZV
45	1179	1484	1834	2242	2720	3277											
55	-	1182	1531	1923	2371	2886	19,8	253	31	F	800	750	POE 22	C/V	DWG14	SM17	NJ6226Z
45	1144	1497	1892	2340	2852	3438											
55	-	1214	1589	2004	2457	2950	20,2	265	13	F	800	750	POE 22	C/V	DWG14	SM18	NJ6226ZX
45	1304	1644	2044	2039	3027	3608											
55	-	1562	1977	2462	3018	3645	21	277	20	F	800	750	POE 22	C/V	DWG14	SM18	NJX6232ZX
45	1459	1811	2262	2811	3457	4201											

R134a | L/M/HBP - M/HBP - HBP | 60Hz

MODEL	Plant	Displac. cm <sup>3</sup>	HP	Voltage/Frequency	Motor Type	Torque	Application	Rated Point - ASHRAE		Rated Point - ARI 540		Cooling Capacity ARI 540						
								7,2 °C / 54,4 °C		7,2 °C / 54,4 °C		Cond. Temp. °C	Evaporating Temperature °C					
								Capacity W	Efficiency W/W	Capacity W	Efficiency W/W		W					
													-15	-10	-5	0	5	10
EM20HHR	BR	2,27	1/12	220-240V 50/60Hz 1~	RSIR/CSIR	LST	L/M/HBP	292	2,48	-	-	-	-	-	-	-	-	
EMIS20HHR	BR	2,27	1/12	220V 60Hz 1~	RSIR/CSIR	LST	L/M/HBP	308	2,36	-	-	-	-	-	-	-	-	
EMIS20HHR	BR	2,27	1/12	115-127V 60Hz 1~	RSIR/CSIR	LST	L/M/HBP	308	2,49	-	-	-	-	-	-	-	-	
EMIS30HHR	BR	3,00	1/10	220V 50/60Hz 1~	RSIR/CSIR	LST	L/M/HBP	434	2,68	-	-	-	-	-	-	-	-	
EMIS30HHR	BR	3,00	1/10	115-127V 60Hz 1~	RSIR/CSIR	LST	L/M/HBP	434	2,67	-	-	-	-	-	-	-	-	
EM45HHR	BR	3,77	1/8	115-127V 60Hz 1~	RSIR/CSIR	LST	L/M/HBP	520	2,53	-	-	-	-	-	-	-	-	
NEK6132Z	SK	4,5	1/6	115V 60Hz 1~	CSIR	HST	HBP	516	2,13	431	1,77	55	-	192	248	315	393	482
	SK											45	177	231	297	376	466	569
EM55HHR	BR	4,60	1/6	220-240V 50/60Hz 1~	RSIR	LST	HBP	630	2,60	-	-	-	-	-	-	-	-	
EM55HHR	BR	4,60	1/6	115V 60Hz 1~	RSIR	LST	HBP	630	2,50	-	-	-	-	-	-	-	-	
NEK6144Z	SK	5,4	1/6	115V 60Hz 1~	CSIR	HST	HBP	640	2,18	532	1,8	55	-	244	313	394	488	549
	SK											45	226	291	368	460	565	683
EM65HHR	BR	5,54	1/6+	220V 50/60Hz 1~	RSIR/CSIR	LST	M/HBP	766	2,55	-	-	-	-	-	-	-	-	
FF7,5HBK	BR	6,92	1/5+	220-240V 50/60Hz 1~	RSIR/CSIR	LST	L/M/HBP	850	2,29	-	-	-	-	-	-	-	-	
NEK6160Z	SK	7,3	1/4	115V 60Hz 1~	CSIR	HST	HBP	845	2,35	758	2,11	55	-	354	450	563	694	846
	SK											45	327	418	529	657	803	967
NEK6160Z	SK	7,3	1/4	200-230V 50Hz / 208-230V 60Hz 1~	CSIR	HST	HBP	845	2,41	758	2,17	55	-	351	450	563	693	839
	SK											45	330	415	522	650	799	966
NEU6160Z	SK	7,3	1/4	115-127V 60Hz 1~	CSIR	HST	HBP	910	2,58	855	2,42	55	-	390	497	625	773	941
	SK											45	360	460	582	727	894	1083
NEU6160Z	SK	7,3	1/4	115-127V 60Hz 1~	CSR	HST	HBP	920	2,79	865	2,6	55	-	395	503	633	783	954
	SK											45	357	464	591	737	903	1088
FF8,5HBK	BR	7,95	1/4	220V 60Hz 1~	RSIR/CSIR	LST	L/M/HBP	920	2,24	-	-	-	-	-	-	-	-	
NEK6170Z	SK	8,4	1/4	115V 60Hz 1~	CSIR	HST	HBP	978	2,34	878	2,1	55	-	423	527	655	804	974
	SK											45	396	493	616	762	932	1126
NEK6170Z	SK	8,4	1/4	100V 50/60Hz 1~	CSIR	HST	HBP	959	2,35	738	1,95	55	-	382	461	585	759	988
	SK											45	404	448	535	673	866	1119
NEK6170Z	SK	8,4	1/4	200-230V 50Hz / 208-230V 60Hz 1~	CSIR	HST	HBP	981	2,38	881	2,14	55	-	428	532	657	804	970
	SK											45	393	495	620	767	937	1130
NEU6187Z	SK	10,0	1/3	115-127V 60Hz 1~	CSIR	HST	HBP	1211	2,42	1154	2,23	55	-	501	680	908	1129	1278
	SK											45	498	586	783	1031	1274	1455
NEU6187Z	SK	10,0	1/3	115-127V 60Hz 1~	CSR	HST	HBP	1225	2,6	1163	2,35	55	-	500	682	916	1145	1312
	SK											45	503	592	792	1044	1291	1475
NEU6187Z	SK	10,0	1/3	200-230V 50Hz / 208-230V 60Hz 1~	CSIR	HST	HBP	-	-	1021	2,04	55	-	469	594	745	920	1120
	SK											45	438	560	708	882	1082	1308
NEU6187Z	SK	10,0	1/3	200-240V 50Hz / 230V 60Hz 1~	CSIR	HST	HBP	1186	2,31	-	-	55	-	469	594	745	920	1120
	SK											45	438	560	708	882	1082	1308

Cond. Temp. °C	Cooling Capacity ASHRAE HBP32						Weight kg	Max Height mm	LRA A	Cooling Type	Fan Air Flow m <sup>3</sup> /h	Oil Charge cm <sup>3</sup>	Oil Type	Exp Device	Drawings		Model
	Evaporating Temperature °C														External View Ref.	Wiring Diagram Ref.	
	W																
	-5	0	5	10	15												
55	161	202	252	312	382	6,8	158	6,5	S/F	520	160	POE 22	C	DWG10	SM07	EM20HHR	
55	178	226	281	345	417	6,8	158	9,1	S/F	520	160	POE 22	C	DWG10	SM07	EMIS20HHR	
55	168	215	271	337	414	6,8	158	11,6	S/F	520	160	POE 22	C	DWG10	SM07	EMIS20HHR	
55	251	314	387	473	572	6,8	158	9	S/F	520	160	POE 22	C	DWG10	SM07	EMIS30HHR	
55	251	313	385	468	562	6,8	158	16	S/F	520	160	POE 22	C	DWG10	SM07	EMIS30HHR	
55	310	381	463	559	669	7,2	166	17	S/F	520	160	POE 22	C	DWG10	SM07	EM45HHR	
-	-	-	-	-	-	10	187	26	S	-	350	POE 22	C/V	DWG04	SM04	NEK6132Z	
-	-	-	-	-	-	-	-	-	-	-	-	-	-	-	-	-	-
55	378	472	581	703	840	7,6	171	9,5	F	520	160	POE 22	C	DWG10	SM07	EM55HHR	
55	366	456	562	684	821	7,6	171	24,5	F	520	160	POE 22	C	DWG10	SM07	EM55HHR	
-	-	-	-	-	-	10,1	187	26	F	520	350	POE 22	C/V	DWG04	SM04	NEK6144Z	
-	-	-	-	-	-	-	-	-	-	-	-	-	-	-	-	-	-
55	474	582	707	847	1003	7,2	171	13,9	F	520	160	POE 22	C	DWG10	SM07	EM65HHR	
55	499	618	755	912	1089	10,7	195	16,7	S	-	280	POE 22	C	DWG09	SM08	FF7,5HBK	
-	-	-	-	-	-	10,4	187	28,5	F	520	350	POE 22	C/V	DWG04	SM04	NEK6160Z	
-	-	-	-	-	-	-	-	-	-	-	-	-	-	-	-	-	-
-	-	-	-	-	-	10,4	187	13,5	F	520	350	POE 22	C/V	DWG04	SM04	NEK6160Z	
-	-	-	-	-	-	-	-	-	-	-	-	-	-	-	-	-	-
-	-	-	-	-	-	10	187	25	F	520	350	POE 22	C/V	DWG04	SM04	NEU6160Z	
-	-	-	-	-	-	-	-	-	-	-	-	-	-	-	-	-	-
-	-	-	-	-	-	10	187	25	F	520	350	POE 22	C/V	DWG04	SM06	NEU6160Z	
-	-	-	-	-	-	-	-	-	-	-	-	-	-	-	-	-	-
55	552	688	847	1031	1243	10,9	195	18,5	S/F	520	280	POE 22	C	DWG09	SM08	FF8,5HBK	
-	-	-	-	-	-	10,4	187	28,5	F	520	350	POE 22	C/V	DWG04	SM04	NEK6170Z	
-	-	-	-	-	-	-	-	-	-	-	-	-	-	-	-	-	-
-	-	-	-	-	-	10,4	187	31	F	520	340	POE 22	C/V	DWG04	SM04	NEK6170Z	
-	-	-	-	-	-	-	-	-	-	-	-	-	-	-	-	-	-
-	-	-	-	-	-	10,8	200	18	F	520	350	POE 22	C/V	DWG04	SM04	NEK6170Z	
-	-	-	-	-	-	-	-	-	-	-	-	-	-	-	-	-	-
-	-	-	-	-	-	10,7	200	39	F	520	350	POE 22	C/V	DWG04	SM04	NEU6187Z	
-	-	-	-	-	-	-	-	-	-	-	-	-	-	-	-	-	-
-	-	-	-	-	-	10,7	200	39	F	520	350	POE 22	C/V	DWG04	SM06	NEU6187Z	
-	-	-	-	-	-	-	-	-	-	-	-	-	-	-	-	-	-
-	-	-	-	-	-	10,5	200	16	F	520	350	POE 22	C/V	DWG04	SM04	NEU6187Z	
-	-	-	-	-	-	-	-	-	-	-	-	-	-	-	-	-	-
-	-	-	-	-	-	10,5	187	13	F	520	350	POE 22	C/V	DWG03	SM04	NEU6187Z	
-	-	-	-	-	-	-	-	-	-	-	-	-	-	-	-	-	-

R134a | L/M/HBP - M/HBP - HBP | 60Hz

MODEL	Plant	Displac. cm <sup>3</sup>	HP	Voltage/Frequency	Motor Type	Torque	Application	Rated Point - ASHRAE		Rated Point - ARI 540		Cooling Capacity ARI 540						
								7,2 °C / 54,4 °C		7,2 °C / 54,4 °C		Cond. Temp. °C	Evaporating Temperature °C					
								Capacity W	Efficiency W/W	Capacity W	Efficiency W/W		W					
													-15	-10	-5	0	5	10
FF12HBX	BR	11,4	1/3+	220V 60Hz 1~	CSIR	HST	L/M/HBP	1553	2,28	-	-	-	-	-	-	-	-	
NEU6210Z	SK	12,1	1/3	115-127V 60Hz 1~	CSIR	HST	HBP	1426	2,3	1343	2,17	55	-	632	798	995	1223	1481
	SK											45	567	725	917	1142	1402	1695
NEU6210Z	SK	12,1	1/3	115-127V 60Hz 1~	CSR	HST	HBP	1442	2,44	1361	2,36	55	-	640	805	1004	1235	1498
	SK											45	580	739	931	1157	1416	1709
NEU6210Z	SK	12,1	1/2	200-230V 50Hz / 208-230V 60Hz 1~	CSIR	HST	HBP	1491	2,38	1342	2,14	55	-	623	801	1002	1225	1469
	SK											45	569	732	924	1144	1392	1669
NEU6210Z	SK	12,1	1/2	200-230V 50Hz / 208-230V 60Hz 1~	CSR	HST	HBP	1509	2,57	1358	2,31	55	-	626	807	1011	1240	1492
	SK											45	571	736	931	1156	1412	1697
NEU6212Z	SK	14,3	1/2	115-127V 60Hz 1~	CSIR	HST	HBP	1663	2,23	1571	2,1	55	-	746	934	1158	1417	1711
	SK											45	675	856	1074	1330	1622	1951
NEU6212Z	SK	14,3	1/2	115-127V 60Hz 1~	CSR	HST	HBP	1691	2,44	1591	2,29	55	-	754	946	1177	1444	1749
	SK											45	668	857	1084	1349	1650	1989
NEU6212Z	SK	14,3	1/2	200-230V 50Hz / 208-230V 60Hz 1~	CSIR	HST	HBP	1660	2,18	1494	1,96	55	-	727	914	1132	1385	1674
	SK											45	662	842	1055	1301	1586	1911
NEU6212Z	SK	14,3	1/2	200-230V 50Hz / 208-230V 60Hz 1~	CSR	HST	HBP	1698	2,45	1528	2,21	55	-	727	914	1132	1385	1674
	SK											45	662	842	1055	1301	1586	1911
NEU6214Z	SK	16,8	1/2	115-127V 60Hz 1~	CSIR	HST	HBP	1884	2,09	1776	1,97	55	-	846	1067	1325	1618	1947
	SK											45	763	973	1222	1512	1841	2210
NEU6214Z	SK	16,8	1/2	115-127V 60Hz 1~	CSR	HST	HBP	1913	2,26	1789	2,13	55	-	847	1074	1338	1640	1978
	SK											45	765	978	1230	1522	1854	2225
NEU6214Z	SK	16,8	1/2	208-230V 60Hz 1~	CSIR	HST	HBP	1876	2,03	1803	1,95	55	-	842	1066	1328	1628	1968
	SK											45	762	979	1233	1525	1854	2221
NEU6214Z	SK	16,8	1/2	208-230V 60Hz 1~	CSR	HST	HBP	1919	2,28	1831	2,14	55	-	849	1078	1345	1650	1994
	SK											45	768	983	1239	1536	1874	2253
NEU6214Z	SK	16,8	1/2	200-230V 50Hz / 208-230V 60Hz 1~	CSR	HST	HBP	1897	2,25	1802	2,12	55	-	849	1078	1345	1650	1994
	SK											45	768	983	1239	1536	1874	2253
NT6215Z(V)	SK	17,4	1/2	208-230V 60Hz 1~	CSIR	HST	HBP	1876	2,25	1634	1,92	55	-	785	989	1228	1501	1808
	SK											45	718	919	1157	1433	1747	2099
NT6215Z(V)	SK	17,4	1/2	115V 60Hz 1~	CSIR	HST	HBP	1942	2,4	1709	2,04	55	-	790	1005	1258	1550	1881
	SK											45	734	940	1192	1489	1833	2222
NT6215Z(V)	SK	17,4	1/2	115V 60Hz 1~	CSR	HST	HBP	2016	2,61	1754	2,28	55	-	801	1021	1283	1588	1934
	SK											45	746	961	1220	1523	1870	2262
NT6215Z(V)	SK	17,4	1/2	115-127V 60Hz 1~	CSIR	HST	HBP	1942	2,4	1925	2,37	55	-	893	1146	1439	1772	2144
	SK											45	818	1059	1334	1642	1985	2361

Cond. Temp. °C	Cooling Capacity ASHRAE HBP32						Weight kg	Max Height mm	LRA A	Cooling Type	Fan Air Flow m <sup>3</sup> /h	Oil Charge cm <sup>3</sup>	Oil Type	Exp Device	Drawings		Model
	Evaporating Temperature °C														External View Ref.	Wiring Diagram Ref.	
	W																
	-5	0	5	10	15												
55	903	1119	1364	1641	1950	11,5	201	26,5	F	520	280	POE 22	C/V	DWG09	SM08	FF12HBX	
-	-	-	-	-	-	10,6	200	40	F	520	350	POE 22	C/V	DWG04	SM04	NEU6210Z	
-	-	-	-	-	-	10,6	200	40	F	520	350	POE 22	C/V	DWG04	SM06	NEU6210Z	
-	-	-	-	-	-	11,1	200	21	F	520	350	POE 22	C/V	DWG04	SM04	NEU6210Z	
-	-	-	-	-	-	11,1	200	21	F	520	350	POE 22	C/V	DWG04	SM06	NEU6210Z	
-	-	-	-	-	-	11,5	206	40	F	520	350	POE 22	C/V	DWG04	SM04	NEU6212Z	
-	-	-	-	-	-	11,5	206	40	F	520	350	POE 22	C/V	DWG04	SM06	NEU6212Z	
-	-	-	-	-	-	11,6	206	26	F	520	350	POE 22	C/V	DWG04	SM04	NEU6212Z	
-	-	-	-	-	-	11,6	206	26	F	520	350	POE 22	C/V	DWG04	SM06	NEU6212Z	
-	-	-	-	-	-	11,6	206	50	F	520	350	POE 22	C/V	DWG04	SM04	NEU6214Z	
-	-	-	-	-	-	11,6	206	50	F	520	350	POE 22	C/V	DWG04	SM06	NEU6214Z	
-	-	-	-	-	-	11,5	206	30	F	520	350	POE 22	C/V	DWG04	SM04	NEU6214Z	
-	-	-	-	-	-	11,5	206	30	F	520	350	POE 22	C/V	DWG04	SM06	NEU6214Z	
-	-	-	-	-	-	11,6	206	25	F	520	350	POE 22	C/V	DWG04	SM06	NEU6214Z	
-	-	-	-	-	-	17	207	20,8	F	520	450	POE 22	C/V	DWG15	SM20	NT6215Z	
-	-	-	-	-	-	16,5	207	44	F	520	450	POE 22	C/V	DWG15	SM20	NT6215Z	
-	-	-	-	-	-	16,5	207	44	F	520	450	POE 22	C/V	DWG15	SM23	NT6215Z	
-	-	-	-	-	-	16,5	207	44	F	520	450	POE 22	C/V	DWG15	SM20	NT6215Z	

R134a | L/M/HBP - M/HBP - HBP | 60Hz

MODEL	Plant	Displac. cm <sup>3</sup>	HP	Voltage/Frequency	Motor Type	Torque	Application	Rated Point - ASHRAE		Rated Point - ARI 540		Cooling Capacity ARI 540						
								7,2 °C / 54,4 °C		7,2 °C / 54,4 °C		Cond. Temp. °C	Evaporating Temperature °C					
								Capacity W	Efficiency W/W	Capacity W	Efficiency W/W		W					
													-15	-10	-5	0	5	10
NEU6212Z	SK	14,3	1/2	115-127V 60Hz 1~	CSR	HST	HBP	1691	2,44	1591	2,29	55	-	754	946	1177	1444	1749
	SK											45	668	857	1084	1349	1650	1989
NEU6212Z	SK	14,3	1/2	200-230V 50Hz / 208-230V 60Hz 1~	CSIR	HST	HBP	1660	2,18	1494	1,96	55	-	727	914	1132	1385	1674
	SK											45	662	842	1055	1301	1586	1911
NEU6212Z	SK	14,3	1/2	200-230V 50Hz / 208-230V 60Hz 1~	CSR	HST	HBP	1698	2,45	1528	2,21	55	-	727	914	1132	1385	1674
	SK											45	662	842	1055	1301	1586	1911
NEU6214Z	SK	16,8	1/2	115-127V 60Hz 1~	CSIR	HST	HBP	1884	2,09	1776	1,97	55	-	846	1067	1325	1618	1947
	SK											45	763	973	1222	1512	1841	2210
NEU6214Z	SK	16,8	1/2	115-127V 60Hz 1~	CSR	HST	HBP	1913	2,26	1799	2,13	55	-	847	1074	1338	1640	1978
	SK											45	765	978	1230	1522	1854	2225
NEU6214Z	SK	16,8	1/2	208-230V 60Hz 1~	CSIR	HST	HBP	1876	2,03	1803	1,95	55	-	842	1066	1328	1628	1968
	SK											45	762	979	1233	1525	1854	2221
NEU6214Z	SK	16,8	1/2	208-230V 60Hz 1~	CSR	HST	HBP	1919	2,28	1831	2,14	55	-	849	1078	1345	1650	1994
	SK											45	768	983	1239	1536	1874	2253
NEU6214Z	SK	16,8	1/2	200-230V 50Hz / 208-230V 60Hz 1~	CSR	HST	HBP	1897	2,25	1802	2,12	55	-	849	1078	1345	1650	1994
	SK											45	768	983	1239	1536	1874	2253
NT6215Z(V)	SK	17,4	1/2	208-230V 60Hz 1~	CSIR	HST	HBP	1876	2,25	1634	1,92	55	-	785	989	1228	1501	1808
	SK											45	718	919	1157	1433	1747	2099
NT6215Z(V)	SK	17,4	1/2	115V 60Hz 1~	CSIR	HST	HBP	1942	2,4	1709	2,04	55	-	790	1005	1258	1550	1881
	SK											45	734	940	1192	1489	1833	2222
NT6215Z(V)	SK	17,4	1/2	115V 60Hz 1~	CSR	HST	HBP	2016	2,61	1754	2,28	55	-	801	1021	1283	1588	1934
	SK											45	746	961	1220	1523	1870	2262
NT6215Z(V)	SK	17,4	1/2	115-127V 60Hz 1~	CSIR	HST	HBP	1942	2,4	1925	2,37	55	-	893	1146	1439	1772	2144
	SK											45	818	1059	1334	1642	1985	2361

Cond. Temp. °C	Cooling Capacity ASHRAE HBP32						Weight kg	Max Height mm	LRA A	Cooling Type	Fan Air Flow m <sup>3</sup> /h	Oil Charge cm <sup>3</sup>	Oil Type	Exp Device	Drawings		Model
	Evaporating Temperature °C														External View Ref.	Wiring Diagram Ref.	
	W																
	-5	0	5	10	15												
-	-	-	-	-	-	-	11,5	206	40	F	520	350	POE 22	C/V	DWG04	SM06	NEU6212Z
-	-	-	-	-	-	-	11,6	206	26	F	520	350	POE 22	C/V	DWG04	SM04	NEU6212Z
-	-	-	-	-	-	-	11,6	206	26	F	520	350	POE 22	C/V	DWG04	SM06	NEU6212Z
-	-	-	-	-	-	-	11,6	206	50	F	520	350	POE 22	C/V	DWG04	SM04	NEU6214Z
-	-	-	-	-	-	-	11,6	206	50	F	520	350	POE 22	C/V	DWG04	SM06	NEU6214Z
-	-	-	-	-	-	-	11,5	206	30	F	520	350	POE 22	C/V	DWG04	SM04	NEU6214Z
-	-	-	-	-	-	-	11,5	206	30	F	520	350	POE 22	C/V	DWG04	SM06	NEU6214Z
-	-	-	-	-	-	-	11,6	206	25	F	520	350	POE 22	C/V	DWG04	SM06	NEU6214Z
-	-	-	-	-	-	-	17	207	20,8	F	520	450	POE 22	C/V	DWG15	SM20	NT6215Z
-	-	-	-	-	-	-	16,5	207	44	F	520	450	POE 22	C/V	DWG15	SM20	NT6215Z
-	-	-	-	-	-	-	16,5	207	44	F	520	450	POE 22	C/V	DWG15	SM23	NT6215Z
-	-	-	-	-	-	-	16,5	207	44	F	520	450	POE 22	C/V	DWG15	SM20	NT6215Z

R134a | L/M/HBP - M/HBP - HBP | 60Hz

MODEL	Plant	Displac. cm3	HP	Voltage/Frequency	Motor Type	Torque	Application	Rated Point - ASHRAE		Rated Point - ARI 540		Cooling Capacity ARI 540						
								7,2 °C / 54,4 °C		7,2 °C / 54,4 °C		Cond. Temp. °C	Evaporating Temperature °C					
								Capacity W	Efficiency W/W	Capacity W	Efficiency W/W		W					
													-15	-10	-5	0	5	10
NT6217Z(V)	SK	20,4	3/4	115V 60Hz 1~	CSR	HST	HBP	2189	2,29	2011	2,2	55	-	1051	1339	1655	2013	2425
	SK											45	956	1243	1558	1913	2320	2792
NT6217Z(V)	SK	20,4	3/4	208-230V 60Hz 1~	CSIR	HST	HBP	2221	2,27	1937	1,98	55	-	911	1155	1439	1764	2129
	SK											45	848	1082	1361	1685	2054	2468
NT6217Z(V)	SK	20,4	3/4	208-230V 60Hz 1~	CSR	HST	HBP	2287	2,58	2004	2,22	55	-	943	1198	1492	1826	2201
	SK											45	866	1114	1405	1742	2125	2556
NT6220Z(V)	SK	22,4	1	115V 60Hz 1~	CSR	HST	HBP	2466	2,48	2209	2,18	55	-	1066	1350	1674	2037	2441
	SK											45	959	1239	1564	1936	2353	2818
NT6220Z(V)	SK	22,4	1	208-230V 60Hz 1~	CSIR	HST	HBP	2447	2,27	2420	2,09	55	-	1150	1450	1797	2198	2665
	SK											45	1061	1357	1696	2088	2540	3060
NTU6222ZV	SK	23,7	1	115V 60Hz 1~	CSR	HST	HBP	3077	2,96	2920	2,79	55	-	1322	1703	2138	2633	3185
	SK											45	1229	1596	2020	2508	3067	3703
NTU6222ZV	SK	23,7	1	208-230V 60Hz 1~	CSR	HST	HBP	2963	2,99	2863	2,82	55	-	1162	1608	2131	2681	3205
	SK											45	1086	1504	2016	2571	3115	3597
NJ6220Z	SK	26,1	1	208-230V 60Hz 1~	CSIR	HST	HBP	2664	2,24	2391	2,01	55	-	955	1292	1687	2138	2644
	SK											45	882	1226	1625	2077	2582	3138
NJ6220Z	SK	26,1	1	115V 60Hz 1~	CSIR	HST	HBP	2980	2,39	2675	2,16	55	-	1140	1506	1928	2413	2971
	SK											45	1041	1737	1769	2238	2789	3430
NJ6220ZX	SK	26,1	1	380-420V 50Hz / 440-480V 60Hz 3~	3PHASE	HST	HBP	2980	2,92	2674	2,62	55	-	1169	1560	1989	2457	2962
	SK											45	1036	1360	1763	2240	2793	3419
NTU6224ZV	SK	27,8	1 1/4	115V 60Hz 1~	CSR	HST	HBP	3536	2,82	3367	2,67	55	-	1542	1998	2511	3077	3690
	SK											45	1393	1826	2343	2928	3577	4285
NTU6224ZV	SK	27,8	1 1/4	208-230V 60Hz 1~	CSR	HST	HBP	3535	2,89	3349	2,6	55	-	1552	1973	2461	3030	3699
	SK											45	1416	1831	2313	2876	3539	4318
NJ6226Z	SK	34,4	1 1/4	208-230V 60Hz 1~	CSR	HST	HBP	3646	2,34	2927	2,03	55	-	1268	1680	2149	2673	3254
	SK											45	1227	1621	2073	2583	3150	3772
NJ6226ZX	SK	34,4	1 1/4	380-420V 50Hz / 440-480V 60Hz 3~	3PHASE	HST	HBP	3482	2,51	3125	2,25	55	-	1430	1870	2353	2881	3448
	SK											45	1533	1930	2398	2934	3537	4207
NJX6232ZX	SK	37,88	2	380-420V 50Hz / 440-480V 60Hz 3~	3PHASE	HST	HBP	4444	2,43	3837	2,09	55	-	1834	2265	2846	3504	4165
	SK											45	1987	2222	2703	3356	4109	4887

Cond. Temp. °C	Cooling Capacity ASHRAE HBP32						Weight kg	Max Height mm	LRA A	Cooling Type	Fan Air Flow m3/h	Oil Charge cm3	Oil Type	Exp Device	Drawings		Model
	Evaporating Temperature °C														External View Ref.	Wiring Diagram Ref.	
	W																
	-5	0	5	10	15												
-	-	-	-	-	-	-	17,5	220	45	F	520	450	POE 22	C/V	DWG15	SM26	NT6217Z
-	-	-	-	-	-	-	16,7	220	31	F	520	450	POE 22	C/V	DWG15	SM20	NT6217Z
-	-	-	-	-	-	-	16,7	220	31	F	520	450	POE 22	C/V	DWG15	SM23	NT6217Z
-	-	-	-	-	-	-	17	220	54,5	F	520	450	POE 22	C/V	DWG17	SM21	NT6220Z
-	-	-	-	-	-	-	17,2	220	33,7	F	520	450	POE 22	C/V	DWG16	SM20	NT6220Z
-	-	-	-	-	-	-	18,3	250	70	F	520	650	POE 22	C/V	DWG19	SM26	NTU6222ZV
-	-	-	-	-	-	-	18,3	250	35	F	520	650	POE 22	C/V	DWG19	SM26	NTU6222ZV
-	-	-	-	-	-	-	20,3	265	42	F	800	750	POE 22	C/V	DWG14	SM24	NJ6220Z
-	-	-	-	-	-	-	19,8	265	72	F	800	750	POE 22	C/V	DWG14	SM24	NJ6220Z
-	-	-	-	-	-	-	19,6	265	10,5	F	800	750	POE 22	C/V	DWG14	SM18	NJ6220ZX
-	-	-	-	-	-	-	18,1	250	78	F	520	650	POE 22	C/V	DWG19	SM26	NTU6224ZV
-	-	-	-	-	-	-	18,1	250	46	F	520	650	POE 22	C/V	DWG19	SM26	NTU6224ZV
-	-	-	-	-	-	-	19,9	253	41	F	800	750	POE 22	C/V	DWG14	SM16	NJ6226Z
-	-	-	-	-	-	-	20,2	265	13	F	800	750	POE 22	C/V	DWG14	SM18	NJ6226ZX
-	-	-	-	-	-	-	21	277	20	F	800	750	POE 22	C/V	DWG14	SM18	NJX6232ZX

R404A/R507/R452A | LBP | 50Hz

MODEL	Plant	Displac. cm <sup>3</sup>	HP	Voltage/Frequency	Motor Type	Torque	Application	Rated Point - ASHRAE		Rated Point - EN12900	
								-23,3 °C / 54,4 °C		-35 °C / 40 °C	
								Capacity W	Efficiency /W	Capacity W	Efficiency W/W
EMT217GK	BR	4,5	1/4	220-240V 50Hz 1~	CSIR	HST	LBP	244	1,35	141	1,09
	BR										
EMT2121GK	BR	5,2	1/3	220-240V 50Hz 1~	CSIR	HST	LBP	300	1,4	174	1,12
	BR										
EMT2125GK	BR	6,0	1/3	220-240V 50Hz 1~	CSIR	HST	LBP	351	1,4	204	1,15
	BR										
NEK2125GK	SK	6,2	1/3	200-230V 50Hz / 208-230V 60Hz 1~	CSIR	HST	LBP	313	1,23	-	-
	SK										
NEK2125GK	SK	6,2	1/3	200-230V 50Hz / 208-230V 60Hz 1~	CSR	HST	LBP	317	1,33	-	-
	SK										
NEK2125GK	SK	6,2	1/3	220-240V 50Hz 1~	CSIR	HST	LBP	341	1,22	178	0,89
	SK										
NEK2125GK	SK	6,2	1/3	100V 50/60Hz 1~	CSIR	HST	LBP	335	1,13	-	-
	SK										
NEK2125GK	SK	6,2	1/3	100V 50/60Hz 1~	CSR	HST	LBP	338	1,24	-	-
	SK										
EMT2130GK	BR	6,8	1/3	220-240V 50Hz 1~	CSIR	HST	LBP	390	1,34	222	1,08
	BR										
NEK2130GK	SK	7,4	1/3	220-240V 50Hz 1~	CSIR	HST	LBP	399	1,32	210	0,99
	SK										
NEK2134GK	SK	8,8	1/2	100V 50/60Hz 1~	CSIR	HST	LBP	448	1,19	235	0,86
	SK										
NEK2134GK	SK	8,8	1/2	100V 50/60Hz 1~	CSR	HST	LBP	452	1,28	237	0,93
	SK										
NEU2140GK	SK	8,8	1/2	220-240V 50Hz 1~	CSIR	HST	LBP	486	1,36	275	1,13
	SK										
NEU2140GK	SK	8,8	1/2	200-230V 50Hz / 208-230V 60Hz 1~	CSIR	HST	LBP	480	1,34	270	1,11
	SK										
NEK2150GK	SK	12,1	3/4	220-240V 50Hz 1~	CSIR	HST	LBP	605	1,24	304	0,91
	SK										
NEK2150GK	SK	12,1	1/2	100V 50/60Hz 1~	CSR	HST	LBP	604	1,28	304	0,8
	SK										
NEU2155GK	SK	12,1	3/4	220-240V 50Hz 1~	CSIR	HST	LBP	658	1,32	368	1,08
	SK										
NEU2168GKA	SK	13,5	3/4	220-240 V 50 Hz 1~	CSIR	HST	LBP	734	1,32	386	1,02
	SK										
NEU2168GK	SK	14,3	3/4	220-240V 50Hz 1~	CSIR	HST	LBP	744	1,27	416	1,08
	SK										
NEU2168GJ	SK	14,3	3/4	220-240V 50Hz 1~	CSR	HST	LBP	776	1,44	437	1,21
	SK										
NT2168GK	SK	14,5	3/4	200-240V 50Hz / 230V 60Hz 1~	CSIR	HST	LBP	642	1,28	354	1,03
	SK										
NT2168GK	SK	14,5	3/4	200-240V 50Hz / 230V 60Hz 1~	CSR	HST	LBP	642	1,28	354	1,03
	SK										
NEU2178GKA	SK	15,7	1	220-240V 50Hz 1~	CSCR	HST	LBP	881	1,47	459	1,12
	SK										
NEK2172GK	SK	16,8	3/4	220V 50Hz 1~	CSR	HST	LBP	824	1,27	461	1,04
	SK										

R404A LBP 50Hz tabela 2

Condensing Temperature °C	Cooling Capacity EN12900							Weight kg	Max Height mm	LRA A	Cooling Type	Fan Air Flow m <sup>3</sup> /h	Oil Charge cm <sup>3</sup>	Oil Type	Exp Device	Drawings		Model
	Evaporating Temperature °C															External View Ref.	Wiring Diagram Ref.	
	W																	
	-40	-35	-30	-25	-20	-15	-10											
55	-	-	127	166	211	264	326	7,8	166	7,7	S	-	180	POE 22	C/V	DWG01	SM05	EMT217GK
45	91	125	164	210	265	330	408											
55	-	-	168	212	264	327	400	7,8	166	8,5	F	270	180	POE 22	C/V	DWG01	SM05	EMT2121GK
45	120	159	204	258	322	398	487											
55	-	-	190	242	303	375	458	7,8	166	9,8	F	520	180	POE 22	C/V	DWG01	SM05	EMT2125GK
45	140	185	238	301	373	462	562											
55	-	-	161	211	269	336	412	10,4	188	13	F	520	350	POE 22	C/V	DWG03	SM05	NEK2125GK
45	114	155	206	267	339	421	513											
55	-	-	161	211	269	336	412	10,4	188	13	F	520	350	POE 22	C/V	DWG03	SM06	NEK2125GK
45	114	155	206	267	339	421	513											
55	-	-	161	211	269	336	412	10,4	188	12,4	F	520	350	POE 22	C/V	DWG03	SM05	NEK2125GK
45	114	155	206	267	339	421	513											
55	-	-	161	211	269	336	412	11,2	206	32	F	520	350	POE 22	C/V	DWG03	SM05	NEK2125GK
45	114	155	206	267	339	421	513											
55	-	-	161	211	269	336	412	11,2	206	32	F	520	350	POE 22	C/V	DWG03	SM06	NEK2125GK
45	114	155	206	267	339	421	513											
55	-	-	205	263	330	407	497	8	171	12,1	F	520	180	POE 22	C/V	DWG01	SM05	EMT2130GK
45	150	200	257	326	406	500	605											
55	-	-	202	267	341	425	521	10,9	200		F	520	350	POE 22	C/V	DWG03	SM05	NEK2130GK
45	131	188	255	332	421	523	639											
55	-	-	233	305	390	486	595	11,6	206	34	F	520	350	POE 22	C/V	DWG04	SM04	NEK2134GK
45	165	223	295	330	486	603	735											
55	-	-	236	309	394	491	600	11,6	206	34	F	520	350	POE 22	C/V	DWG04	SM06	NEK2134GK
45	169	225	297	332	487	606	741											
55	-	-	260	339	432	536	654	10,6	200	13,5	F	520	350	POE 22	C/V	DWG03	SM05	NEU2140GK
45	183	246	326	421	531	658	801											
55	-	-	258	336	430	533	651	11,2	200	18	F	520	350	POE 22	C/V	DWG03	SM05	NEU2140GK
45	180	244	323	418	529	655	795											
55	-	-	326	419	529	657	807	11,6	206	19,5	F	520	350	POE 22	C/V	DWG03	SM05	NEK2150GK
45	235	313	408	522	657	814	995											
55	-	-	299	395	509	640	788	11,6	206	44	F	520	350	POE 22	C/V	DWG04	SM06	NEK2150GK
45	212	286	381	429	634	791	969											
55	-	-	413	477	546	713	870	11,1	206	18	F	520	350	POE 22	C/V	DWG03	SM05	NEU2155GK
45	246	328	432	557	705	875	1067											
55	175	252	349	465	599	753	926	11,1	210	24,8	F	520	350	ESTER	C/V	TBD	TBD	NEU2168GKA
45	241	335	452	593	758	948	1161											
55	-	-	298	522	661	814	982	11,6	206	22	F	520	350	POE 22	C/V	DWG03	SM05	NEU2168GK
45	271	372	496	642	810	1000	1213											
55	-	-	411	537	684	852	1042	11,6	206	22	F	520	350	POE 22	C/V	DWG03	SM06	NEU2168GJ
45	293	391	514	664	838	1038	1264											
55	-	-	319	422	542	685	859	17	220	25	F	520	450	POE 22	C/V	DWG16	SM19	NT2168GK
45	206	310	423	549	698	875	1089											
55	-	-	319	422	542	685	859	17	220	25	F	520	450	POE 22	C/V	DWG16	SM23	NT2168GK
45	206	310	423	549	698	875	1089											
55	-	-	468	605	765	947	1152	11	210	23	F	520	350	ESTER	C/V	TBD	TBD	NEU2178GKA
45	334	447	586	753	947	1168	1416											
55	-	-	439	570	722	895	1090	11,8	206	26	F	520	350	POE 22	C/V	DWG03	SM06	NEK2172GK
45	312	420	553	711	894	1103	1336											

R404A/R507/R452A | LBP | 50Hz

MODEL	Plant	Displac. cm <sup>3</sup>	HP	Voltage/Frequency	Motor Type	Torque	Application	Rated Point - ASHRAE		Rated Point - EN12900	
								-23,3 °C / 54,4 °C		-35 °C / 40 °C	
								Capacity W	Efficiency /W	Capacity W	Efficiency W/W
NEU2178GK	SK	16,8	1	220-240V 50Hz 1~	CSR	HST	LBP	914	1,42	501	1,14
	SK										
NEU2183GKA	SK	16,8	1	220-240V 50Hz 1~	CSCR	HST	LBP	958	1,51	502	1,15
	SK										
NT2178GK	SK	17,4	3/4	220-240V 50Hz 1~	CSIR	HST	LBP	782	1,3	416	0,98
	SK										
NT2178GK	SK	17,4	3/4	220-240V 50Hz 1~	CSR	HST	LBP	802	1,42	420	0,91
	SK										
NT2178GK	SK	17,4	3/4	200-240V 50Hz / 230V 60Hz 1~	CSIR	HST	LBP	800	1,15	419	0,89
	SK										
NT2178GK	SK	17,4	3/4	200-240V 50Hz / 230V 60Hz 1~	CSR	HST	LBP	854	1,47	447	1,14
	SK										
NT2178GK	SK	17,4	3/4	100V 50/60Hz 1~	CSR	HST	LBP	812	1,3	425	0,98
	SK										
NT2180GK	SK	20,4	1	220-240V 50Hz 1~	CSIR	HST	LBP	935	1,25	490	0,95
	SK										
NT2180GK	SK	20,4	1	220-240V 50Hz 1~	CSR	HST	LBP	935	1,36	530	1,05
	SK										
NT2192GK	SK	22,4	1	220-240V 50Hz 1~	CSIR	HST	LBP	1053	1,3	551	1,03
	SK										
NT2192GS	SK	22,4	1	200V 50/60Hz 3~	3PHASE	HST	LBP	1049	1,35	549	1,07
	SK										
NJ2192GJ	SK	26,1	1 1/4	220-240V 50Hz 1~	CSR	HST	LBP	1188	1,25	585	0,97
	SK										
NJ2192GS	SK	26,1	1 1/4	380-420V 50Hz / 440-480V 60Hz 3~	3PHASE	HST	LBP	1128	1,23	591	0,85
	SK										
NT2210GK	SK	26,2	1 1/3	220-240V 50Hz 1~	CSR	HST	LBP	1306	1,4	685	1,06
	SK										
NT2212GK	SK	27,8	1 1/2	220-240V 50Hz 1~	CSR	HST	LBP	1373	1,37	719	1,07
	SK										
EHU2140GK	CN	9,0	1/2	220-240 V 50 Hz 1~	CSIR	LST/HST	LBP	500	1,46	262	1,09
	CN										
EHU2150GK	CN	11,1	3/4	220-240 V 50 Hz 1~	CSCR	LST/HST	LBP	621	1,56	327	1,16
	CN										
EHU2160GK	CN	12,7	3/4	220-240 V 50 Hz 1~	CSCR	LST/HST	LBP	704	1,52	369	1,14
	CN										

Condensing Temperature °C	Cooling Capacity EN12900							Weight kg	Max Height mm	LRA A	Cooling Type	Fan Air Flow m <sup>3</sup> /h	Oil Charge cm <sup>3</sup>	Oil Type	Exp Device	Drawings		Model
	Evaporating Temperature °C															External View Ref.	Wiring Diagram Ref.	
	W																	
	-40	-35	-30	-25	-20	-15	-10											
55			468	605	765	947	1152	11,6	206	21	F	520	350	POE 22	C/V	DWG03	SM06	NEU2178GK
45	334	447	586	753	947	1168	1416											
55	241	338	457	599	764,5	952,4	1163,2	11,2	210	24,8	F	520	350	ESTER	C/V	TBD	TBD	NEU2183GKA
45	321,1	437,6	582,7	756,5	958,9	1190	1449,8											
55	-	-	378	502	647	812	997	17	220	25	F	520	450	POE 22	C/V	DWG16	SM19	NT2178GK
45	273	373	502	659	844	1057	1297											
55	-	-	385	513	663	835	1030	17	220	25	F	520	450	POE 22	C/V	DWG16	SM23	NT2178GK
45	257	375	513	671	854	1062	1300											
55	-	-	399	516	651	806	983	17	220	26	F	520	450	POE 22	C/V	DWG16	SM19	NT2178GK
45	283	396	526	676	853	1056	1290											
55	-	-	399	516	651	806	983	17	220	26	F	520	450	POE 22	C/V	DWG16	SM23	NT2178GK
45	283	396	526	676	853	1056	1290											
55	-	-	392	520	674	854	1063	16,7	220	25	F	520	450	POE 22	C/V	DWG17	SM23	NT2178GK
45	292	394	525	685	878	1105	1372											
55	-	-	461	601	767	958	1176	17,4	234	35	F	520	450	POE 22	C/V	DWG16	SM19	NT2180GK
45	323	453	604	778	977	1203	1458											
55	-	-	483	640	814	1007	1224	17,4	234	35	F	520	450	POE 22	C/V	DWG16	SM23	NT2180GK
45	332	468	625	814	1034	1286	1573											
55	-	-	518	675	860	1074	1321	17,5	234	35	F	520	450	POE 22	C/V	DWG16	SM19	NT2192GK
45	373	506	669	865	1100	1375,028	1693											
55	-	-	516	675	860	1072	1315	18,3	250	28	F	520	650	POE 22	C/V	DWG17	SM27	NT2192GS
45	364	504	673	872	1106	1378	1690											
55	-	-	530	722	938	1179	1444	21	277	26	F	800	750	POE 22	C/V	DWG14	SM16	NJ2192GJ
45	348	509	705	936	1203	1505	1842											
55	-	-	529	718	939	1198	1497	19,7	265	15	F	800	750	POE 22	C/V	DWG14	SM18	NJ2192GS
45	320	516	730	968	1235	1533	1868											
55	-	-	640	839	1069	1331	1624	17,9	234	33	F	520	450	POE 22	C/V	DWG17	SM26	NT2210GK
45	431	597	804	1052	1340	1670	2041											
55	-	-	688	888	1127	1405	1728	18,3	250	33	F	520	650	POE 22	C/V	DWG17	SM26	NT2212GK
45	503	671	876	1125	1421	1770	2174											
55	-	-	-	-	-	-	-	9,4	191	19,5	F	520	270	ESTER	C/V	DWG11	SM07	EHU2140GK
45	-	-	-	-	-	-	-											
55	-	-	-	-	-	-	-	9,4	191	19,4	F	520	270	ESTER	C/V	DWG11	SM07	EHU2150GK
45	-	-	-	-	-	-	-											
55	-	-	-	-	-	-	-	9,4	191	22,7	F	520	270	ESTER	C/V	DWG11	SM07	EHU2160GK
45	-	-	-	-	-	-	-											

R404A/R507/R452A | LBP | 50Hz

MODEL	Plant	Displac. cm <sup>3</sup>	HP	Voltage/Frequency	Motor Type	Torque	Application	Rated Point - ASHRAE		Rated Point - EN12900	
								-23,3 °C / 54,4 °C		-35 °C / 40 °C	
								Capacity W	Efficiency W/W	Capacity W	Efficiency W/W
NT2212GS	SK	27,8	1 1/4	200V 50/60Hz 3 ~	3PHASE	HST	LBP	1571	1,31	690	1,04
	SK										
NJ2212GJ	SK	34,4	1 1/2	220-240V 50Hz 1~	CSR	HST	LBP	1592	1,31	809	1,06
	SK										
NJ2212GS	SK	34,4	1 1/2	380-420V 50Hz / 440-480V 60Hz 3 ~	3PHASE	HST	LBP	1481	1,3	796	1
	SK										
NJX2219GS	SK	37,9	2	400V 50Hz / 440V 60Hz 3 ~	3PHASE	HST	LBP	2164	1,47	1181	1,2
	SK										
NJX2219GK	SK	37,9	2	230V 50Hz 1~	CSR	HST	LBP	2069	1,42	1109	1,16
	SK										
NT2192GKA	SK	22,4	1+	220-240V 50Hz	CSR	HST	LBP	1089	1,47	568	1,06
	SK										

Condensing Temperature °C	Cooling Capacity EN12900							Weight kg	Max Height mm	LRA A	Cooling Type	Fan Air Flow m <sup>3</sup> /h	Oil Charge cm <sup>3</sup>	Oil Type	Exp Device	Drawings		Model
	Evaporating Temperature °C																	
	W																	
	-40	-35	-30	-25	-20	-15	-10											
55	-	-	640	846	1090	1370	1702	18	250	-	F	520	650	POE 22	C/V	DWG17	SM27	NT2212GS
45	455	615	821	1075	1376	1723	2118											
55	-	-	727	978	1262	1578	1923	21,5	277	36	F	800	750	POE 22	C/V	DWG14	SM16	NJ2212GJ
45	472	694	961	1276	1637	2041	2487											
55	-	-	660	919	1220	1565	1953	20,4	277	13	F	800	750	POE 22	C/V	DWG14	SM18	NJ2212GS
45	506	697	946	1256	1626	2055	2544											
55	-	-	1052	1374	1749	2177	2658	21,8	277	23	F	800	750	POE 22	C/V	DWG14	SM18	NJX2219GS
45	775	1025	1343	1731	2186	2710	3303											
55	-	-	1020	1318	1673	2088	2563	22,8	277	38	F	800	750	POE 22	C/V	DWG14	SM16	NJX2219GK
45	767	1003	1306	1678	2121	2636	3227											
55	278	389	523	682	868	1083	1330	17,5	234	35	F	520	450	ESTER	C/V	DWG17	SM23	NT2192GKA
45	368	505	672	869	1100	1366	1669											

R404A/R507 | MBP - M/HBP | 50Hz

MODEL	Plant	Displac. cm <sup>3</sup>	HP	Voltage/Frequency	Motor Type	Torque	Application	Rated Point - ASHRAE		Rated Point - ENI2900	
								7,2 °C / 54,4 °C		-10 °C / 45 °C	
								Capacity W	Efficiency W/W	Capacity W	Efficiency W/W
EMT6144GK	BR	4,0	1/4	220-240V 50Hz 1~	CSIR	HST	MBP	679	2,39	378	1,9
	BR										
EMT6152GK	BR	4,5	1/4	220-240V 50Hz 1~	CSIR	HST	MBP	758	2,3	424	1,85
	BR										
EMT6165GK	BR	5,2	1/3	220-240V 50Hz 1~	CSIR	HST	MBP	877	2,23	484	1,76
	BR										
NEU6181GK	SK	6,2	1/3	200-230V 50Hz / 208-230V 60Hz 1~	CSIR	HST	MBP	1028	2,26	-	-
	SK										
NEU6210GK	SK	7,3	1/3	220-240V 50Hz 1~	CSIR	HST	MBP	1153	2,3	645	1,76
	SK										
NEU6210GK	SK	7,3	1/3	200-230V 50Hz / 208-230V 60Hz 1~	CSIR	HST	MBP	1182	2,43	-	-
	SK										
NEU6210GK	SK	7,3	1/3	200-230V 50Hz / 208-230V 60Hz 1~	CSR	HST	MBP	1195	2,62	-	-
	SK										
NEK6210GK	SK	8,8	1/2	220-240V 50Hz 1~	CSIR	HST	MBP	1304	2,07	724	1,68
	SK										
NEK6210GK	SK	8,8	1/2	100V 50/60 HZ 1~	CSIR	HST	MBP	1340	1,98	733	1,46
	SK										
NEU6212GK	SK	8,8	1/2	220-240V 50Hz 1~	CSIR	HST	MBP	1438	2,23	792	1,74
	SK										
NEU6214GK	SK	10,0	1/2	200-230V 50Hz / 208-230V 60Hz 1~	CSIR	HST	MBP	1628	2,27	907	1,8
	SK										
NEU6214GK	SK	10,0	1/2	200-230V 50Hz / 208-230V 60Hz 1~	CSR	HST	MBP	1659	2,5	981	1,92
	SK										
NEK6213GK	SK	12,1	1/2	220-240V 50Hz 1~	CSIR	HST	MBP	1780	1,9	972	1,46
	SK										
NEU6215GK	SK	12,1	3/4	220-240V 50Hz 1~	CSIR	HST	MBP	1862	1,92	1239	1,99
	SK										
NEU6215GK	SK	12,1	3/4	220-240V 50Hz 1~	CSR	HST	MBP	1929	2,23	1267	2,2
	SK										
NT6217GK	SK	12,6	3/4	200-240V 50Hz / 230V 60Hz 1~	CSIR	HST	MBP	1819	2,26	915	1,51
	SK										
NT6217GK	SK	12,6	3/4	200-240V 50Hz / 230V 60Hz 1~	CSR	HST	MBP	1890	2,35	891	1,73
	SK										
NEK6217GK	SK	14,3	3/4	220-240V 50Hz 1~	CSR	HST	MBP	2075	2,05	1166	1,69
	SK										
NEU6220GK	SK	14,3	3/4	220-240V 50Hz 1~	CSR	HST	MBP	2270	2,17	1382	1,8
	SK										
NT6220GK	SK	14,5	3/4	200-240V 50Hz / 230V 60Hz 1~	CSIR	HST	MBP	2119	2,21	1080	1,67
	SK										
NT6220GK	SK	14,5	3/4	200-240V 50Hz / 230V 60Hz 1~	CSR	HST	MBP	2206	2,37	1085	1,73
	SK										
NT6222GK	SK	17,4	3/4	200-240V 50Hz / 230V 60Hz 1~	CSIR	HST	MBP	2489	2,09	1280	1,62
	SK										
NT6222GK	SK	17,4	3/4	200-240V 50Hz / 230V 60Hz 1~	CSR	HST	MBP	2488	2,26	1307	1,7
	SK										
NT6222GK	SK	17,4	3/4	220-240V 50Hz 1~	CSIR	HST	MBP	2482	2,02	1287	1,5
	SK										



Condensing Temperature °C	Cooling Capacity ENI2900							Weight kg	Max Height mm	LRA A	Cooling Type	Fan Air Flow m <sup>3</sup> /h	Oil Charge cm <sup>3</sup>	Oil Type	Exp Device	Drawings		
	Evaporating Temperature °C															External View Ref.	Wiring Diagram Ref.	Model
	W																	
	-20	-15	-10	-5	0	5	10											
55	-	-	303	370	448	535	634	7,8	166	7,7	F	270	180	POE 22	C/V	DWG01	SM05	EMT6144GK
45	246	307	377	458	551	656	773											
55	-	-	339	413	497	593	699	7,8	166	8,5	F	520	180	POE 22	C/V	DWG01	SM05	EMT6152GK
45	275	344	422	511	614	731	861											
55	-	-	384	471	570	682	808	7,8	166	10,4	F	520	180	POE 22	C/V	DWG01	SM05	EMT6165GK
45	315	392	482	586	706	840	989											
55	-	-	531	654	795	954	1130	10,7	200	18	F	520	350	POE 22	C/V	DWG03	SM05	NEU6181GK
45	406	506	628	771	936	1122	1329											
55	-	-	521	642	780	933	1103	10	200	16	F	520	350	POE 22	C/V	DWG03	SM05	NEU6210GK
45	408	517	645	791	956	1139	1341											
55	-	-	611	758	927	1116	1326	11,1	200	21	F	520	350	POE 22	C/V	DWG03	SM05	NEU6210GK
45	470	590	736	905	1099	1318	1561											
55	-	-	612	761	932	1126	1343	11,1	200	21	F	520	350	POE 22	C/V	DWG03	SM06	NEU6210GK
45	475	593	738	908	1105	1327	1576											
55	-	-	571	698	849	1021	1216	11	200	16,1	F	520	350	POE 22	C/V	DWG03	SM05	NEK6210GK
45	500	598	724	877	1058	1265	1499											
55	-	-	586	723	879	1054	1247	11	200	38	F	520	350	POE 22	C/V	DWG03	SM05	NEK6210GK
45	468	589	733	900	1091	1305	1540											
55	-	-	643	788	952	1134	1336	10,6	200	19	F	520	350	POE 22	C/V	DWG03	SM05	NEU6212GK
45	505	638	793	970	1169	1390	1632											
55	-	-	657	813	998	1214	1457	11,6	206	26	F	520	350	POE 22	C/V	DWG03	SM05	NEU6214GK
45	562	689	848	1041	1265	1523	1813											
55	-	-	655	824	1036	1289	1584	11,6	206	26	F	520	350	POE 22	C/V	DWG03	SM06	NEU6214GK
45	571	676	837	1052	1324	1650	2031											
55	-	-	788	958	1150	1366	1603	11,2	206	19,3	F	520	350	POE 22	C/V	DWG03	SM05	NEK6213GK
45	666	804	972	1171	1403	1666	1963											
55	-	-	884	1072	1281	1510	1762	11,5	206	22	F	520	350	POE 22	C/V	DWG03	SM05	NEU6215GK
45	717	889	1087	1313	1564	1843	2148											
55	-	-	904	1098	1318	1566	1840	11,5	206	22	F	520	350	POE 22	C/V	DWG03	SM06	NEU6215GK
45	728	903	1108	1342	1605	1898	2221											
55	-	-	699	870	1068	1294	1548	17	220	25	F	520	450	POE 22	C/V	DWG16	SM19	NT6217GK
45	585	732	915	1132	1384	1672	1994											
55	-	-	692	878	1095	1339	1581	17	220	25	F	520	450	POE 22	C/V	DWG16	SM23	NT6217GK
45	535	691	891	1130	1406	1713	2048											
55	-	-	955	1157	1386	1638	1916	11,6	206	21,5	F	520	350	POE 22	C/V	DWG03	SM06	NEK6217GK
45	777	954	1166	1411	1690	2003	2347											
55	-	-	1055	1277	1526	1804	2112	11,5	206	25	F	520	350	POE 22	C/V	DWG03	SM06	NEU6220GK
45	860	1066	1303	1572	1877	2218	2597											
55	-	-	853	1061	1307	1589	1907	17	220	31	F	520	450	POE 22	C/V	DWG16	SM19	NT6220GK
45	678	858	1080	1342	1645	1985	2362											
55	-	-	861	1067	1305	1574	1876	17	220	31	F	520	450	POE 22	C/V	DWG16	SM23	NT6220GK
45	680	870	1096	1358	1657	1993	2365											
55	-	-	1025	1275	1557	1869	2210	17	220	37	F	520	450	POE 22	C/V	DWG16	SM19	NT6222GK
45	835	1057	1322	1631	1980	2369	2797											
55	-	-	1040	1294	1583	1903	2247	17	220	37	F	520	450	POE 22	C/V	DWG16	SM23	NT6222GK
45	810	1032	1307	1629	1992	2388	2813											
55	-	-	995	1233	1520	1850	2222	17,2	220	30	F	520	450	POE 22	C/V	DWG16	SM19	NT6222GK
45	839	1034	1287	1597	1960	2371	2830											



R404A/R507 | MBP - M/HBP | 50Hz

MODEL	Plant	Displac. cm <sup>3</sup>	HP	Voltage/Frequency	Motor Type	Torque	Application	Rated Point - ASHRAE		Rated Point - ENI2900	
								7,2 °C / 54,4 °C		-10 °C / 45 °C	
								Capacity W	Efficiency W/W	Capacity W	Efficiency W/W
NT6222GK	SK	17,4	3/4	220-240V 50Hz 1~	CSR	HST	MBP	2688	2,41	1332	1,63
	SK										
NT6224GK	SK	20,4	1	220-240V 50Hz 1~	CSR	HST	MBP	3023	2,38	1573	1,69
	SK										
NTU6232GKV	SK	20,4	1	220-240V 50Hz 1~	CSR	HST	MBP	3299	2,83	1760	1,97
	SK										
NJ9226GK	SK	21,7	1	230V 50Hz 1~	CSR	HST	M/HBP	3241	2,34	1648	1,7
	SK										
NJ9226GS	SK	21,7	1	380-420V 50Hz / 440-480V 60Hz 3~	3PHASE	HST	M/HBP	3248	2,5	1667	1,79
	SK										
NT6226GK	SK	22,4	1	220-240V 50Hz 1~	CSR	HST	MBP	3355	2,44	1752	1,79
	SK										
NTU6234GKV	SK	23,7	1 1/4	220-240V 50Hz 1~	CSR	HST	MBP	3835	2,8	2083	2,01
	SK										
NJ9232GK	SK	26,1	1 1/2	220-240V 50Hz 1~	CSR	HST	M/HBP	4030	2,56	1911	1,63
	SK										
NJ9232GS	SK	26,1	1 1/2	380-420V 50Hz / 440-480V 60Hz 3~	3PHASE	HST	M/HBP	4030	2,5	1972	1,8
	SK										
NTU6238GKV	SK	26,2	1 1/2	220-240V 50Hz 1~	CSR	HST	MBP	4212	2,7	2288	1,99
	SK										
NTU6240GKV	SK	27,8	1 1/2	220-240V 50Hz 1~	CSR	HST	MBP	4458	2,66	2431	1,98
	SK										
NJ9238GK	SK	32,7	1 1/2	230V 50Hz 1~	CSR	HST	M/HBP	4620	2,09	2424	1,59
	SK										
NJ9238GS	SK	32,7	1 1/2	380-420V 50Hz / 440-480V 60Hz 3~	3PHASE	HST	M/HBP	4839	2,55	2506	1,9
	SK										
NJX6250GS	SK	37,9	2	400V 50Hz / 440V 60Hz 3~	3PHASE	HST	MBP	5914	2,26	3245	1,82
	SK										
NJX6250GK	SK	37,9	2	220-240V 50Hz 1~	CSR	HST	MBP	5921	2,33	3245	1,86
	SK										

Condensing Temperature °C	Cooling Capacity ENI2900							Weight kg	Max Height mm	LRA A	Cooling Type	Fan Air Flow m <sup>3</sup> /h	Oil Charge cm <sup>3</sup>	Oil Type	Exp Device	Drawings		Model
	Evaporating Temperature °C															External View Ref.	Wiring Diagram Ref.	
	W																	
	-20	-15	-10	-5	0	5	10											
55	-	-	1038	1276	1551	1866	2226	17,2	220	30	F	520	450	POE 22	C/V	DWG16	SM23	NT6222GK
45	846	1071	1332	1635	1981	2372	2811											
55	-	-	1244	1540	1879	2258	2678	17,2	220	29	F	520	450	POE 22	C/V	DWG17	SM23	NT6224GK
45	996	1261	1573	1933	2339	2787	3278											
55	-	-	1405	1704	2046	2445	2914	18,4	253	37,5	F	520	650	POE 22	C/V	DWG19	SM26	NTU6232GKV
45	1148	1433	1754	2126	2561	3075	3681											
55	-	-	1255	1581	1944	2340	2766	20,7	265	27,5	F	800	750	POE 22	C/V	DWG14	SM17	NJ9226GK
45	982	1285	1648	2066	2536	3055	3618											
55	-	-	1278	1609	1980	2389	2838	19	265	10	F	800	750	POE 22	C/V	DWG14	SM18	NJ9226GS
45	989	1301	1667	2086	2560	3087	3668											
55	-	-	1412	1724	2091	2518	3014	17,5	234	38	F	520	450	POE 22	C/V	DWG17	SM21	NT6226GK
45	1137	1420	1753	2143	2597	3122	3724											
55	-	-	1655	2022	2425	2847	3269	18,4	253	37,5	F	520	650	POE 22	C/V	DWG19	SM26	NTU6234GKV
45	1389	1702	2089	2533	3014	3517	4023											
55	-	-	1414	1817	2271	2771	3315	21,6	277	43	F	800	750	POE 22	C/V	DWG14	SM17	NJ9232GK
45	1093	1470	1911	2413	2973	3588	4255											
55	-	-	1513	1911	2357	2853	3396	20,4	277	13	F	800	750	POE 22	C/V	DWG14	SM18	NJ9232GS
45	1166	1535	1972	2476	3047	3684	4388											
55	-	-	1826	2233	2691	3186	3706	18	253	37,5	F	520	650	POE 22	C/V	DWG19	SM26	NTU6238GKV
45	1523	1854	2282	2794	3376	4016	4700											
55	-	-	1940	2358	2837	3372	3959	18,4	253	37,5	F	520	650	POE 22	C/V	DWG19	SM26	NTU6240GKV
45	1622	1978	2425	2957	3570	4258	5017											
55	-	-	1895	2323	2804	3347	3958	22,1	277	43	F	800	750	POE 22	C/V	DWG14	SM17	NJ9238GK
45	1507	1939	2424	2970	3583	4272	5044											
55	-	-	1883	2345	2863	3435	4062	21,7	277	22	F	800	750	POE 22	C/V	DWG14	SM18	NJ9238GS
45	1514	1979	2506	3091	3735	4441	5207											
55	-	-	2589	3141	3766	4464	5235	21,8	277	23	F	800	750	POE 22	C/V	DWG14	SM18	NJX6250GS
45	2120	2648	3253	3935	4694	5530	6443											
55	-	-	2573	3135	3763	4455	5208	22,8	277	53	F	800	750	POE 22	C/V	DWG14	SM17	NJX6250GK
45	2113	2634	3245	3944	4730	5599	6551											

R404A/R507/R452A | LBP | 60Hz

MODEL	Plant	Displac. cm <sup>3</sup>	HP	Voltage/Frequency	Motor Type	Torque	Application	Rated Point - ASHRAE		Rated Point - ARI540	
								-23,3 °C / 54,4 °C		-23,3 °C / 48,9 °C	
								Capacity W	Efficiency W/W	Capacity W	Efficiency W/W
NEK2117GK	SK	4,5	1/4	115V 60Hz 1 ~	CSIR	HST	LBP	287	1,19	211	0,89
	SK										
NEK2121GK	SK	5,4	1/3	115V 60Hz 1 ~	CSIR	HST	LBP	355	1,24	261	0,92
	SK										
NEK2125GK	SK	6,2	1/3	200-230V 50Hz / 208-230V 60Hz 1 ~	CSIR	HST	LBP	-	-	262	0,91
	SK										
NEK2125GK	SK	6,2	1/3	200-230V 50Hz / 208-230V 60Hz 1 ~	CSR	HST	LBP	-	-	265	0,96
	SK										
NEK2125GK	SK	6,2	1/3	115V 60Hz 1 ~	CSIR	HST	LBP	427	1,32	314	0,99
	SK										
NEK2125GK	SK	6,2	1/3	100V 50/60Hz 1 ~	CSIR	HST	LBP	399	1,25	-	-
	SK										
NEK2125GK	SK	6,2	1/3	100V 50/60Hz 1 ~	CSR	HST	LBP	405	1,36	-	-
	SK										
NEK2134GK	SK	8,8	1/2	100V 50/60Hz 1 ~	CSIR	HST	LBP	529	1,24	387	0,93
	SK										
NEK2134GK	SK	8,8	1/2	100V 50/60Hz 1 ~	CSR	HST	LBP	533	1,33	391	1
	SK										
NEK2134GK	SK	8,8	1/2	208-230V 60Hz 1 ~	CSIR	HST	LBP	544	1,3	400	0,97
	SK										
NEU2140GK	SK	8,8	1/2	115-127V 60Hz 1 ~	CSIR	HST	LBP	564	1,34	409	0,99
	SK										
NEU2140GK	SK	8,8	1/2	115-127V 60Hz 1 ~	CSR	HST	LBP	573	1,45	414	1,07
	SK										
NEU2140GK	SK	8,8	1/2	200-230V 50Hz / 208-230V 60Hz 1 ~	CSIR	HST	LBP	568	1,36	409	0,99
	SK										
NEU2145GK	SK	10,0	1/2	208-230V 60Hz 1 ~	CSIR	HST	LBP	628	1,37	-	-
	SK										
NEK2150GK	SK	12,1	1/2	100V 50/60Hz 1 ~	CSR	HST	LBP	711	1,35	512	0,98
	SK										
NEU2155GK	SK	12,1	3/4	115-127V 60Hz 1 ~	CSIR	HST	LBP	763	1,3	559	0,99
	SK										
NEU2155GK	SK	12,1	3/4	115-127V 60Hz 1 ~	CSR	HST	LBP	774	1,42	563	1,07
	SK										
NEU2155GK	SK	12,1	3/4	208-230V 60Hz 1 ~	CSIR	HST	LBP	771	1,29	560	0,99
	SK										
NEU2155GK	SK	12,1	3/4	208-230V 60Hz 1 ~	CSR	HST	LBP	784	1,45	570	1,03
	SK										
NEU2168GK	SK	14,3	3/4	115-127V 60Hz 1 ~	CSR	HST	LBP	900	1,42	649	1,05
	SK										
NEU2168GK	SK	14,3	3/4	208-230V 60Hz 1 ~	CSR	HST	LBP	927	1,44	673	1,03
	SK										
NT2168GK(V)	SK	14,5	3/4	115V 60Hz 1 ~	CSR	HST	LBP	830	1,41	610	1,03
	SK										
NT2168GK(V)	SK	14,5	3/4	208-230V 60Hz 1 ~	CSR	HST	LBP	838	1,42	616	1,03
	SK										

Condensing Temperature °C	Cooling Capacity ARI 540							Weight kg	Max Height mm	LRA A	Cooling Type	Fan Air Flow m <sup>3</sup> /h	Oil Charge cm <sup>3</sup>	Oil Type	Exp Device	Drawings		Model
	Evaporating Temperature °C															External View Ref.	Wiring Diagram Ref.	
	W																	
	-40	-35	-30	-25	-20	-15	-10											
55	-	-	119	154	195	243	296	10,4	187	28,5	F	520	350	POE 22	C/V	DWG04	SM04	NEK2117GK
45	92	117	151	197	251	312	379											
55	-	-	149	191	240	296	359	10,4	187	26,5	F	520	350	POE 22	C/V	DWG04	SM04	NEK2121GK
45	118	151	193	245	306	376	454											
55	-	-	153	202	261	327	402	10,4	188	13	F	520	350	POE 22	C/V	DWG04	SM04	NEK2125GK
45	110	152	205	269	345	432	530											
55	-	-	155	207	268	338	418	10,4	188	13	F	520	350	POE 22	C/V	DWG04	SM06	NEK2125GK
45	111	152	204	269	346	435	537											
55	-	-	203	256	320	394	478	10,4	187	26,5	F	520	350	POE 22	C/V	DWG04	SM04	NEK2125GK
45	157	201	257	324	405	498	606											
55	-	-	203	256	320	394	478	11,2	206	32	F	520	350	POE 22	C/V	DWG04	SM04	NEK2125GK
45	157	201	257	324	405	498	606											
55	-	-	203	256	320	394	478	11,2	206	32	F	520	350	POE 22	C/V	DWG04	SM06	NEK2125GK
45	157	201	257	324	405	498	606											
55	-	-	218	284	357	448	544	11,5	206	34	F	520	350	POE 22	C/V	DWG04	SM04	NEK2134GK
45	161	224	292	382	482	589	706											
55	-	-	219	286	362	447	539	11,5	206	34	F	520	350	POE 22	C/V	DWG04	SM06	NEK2134GK
45	171	222	291	369	469	582	697											
55	-	-	223	290	368	457	554	11,6	206	20	F	520	350	POE 22	C/V	DWG04	SM04	NEK2134GK
45	164	220	290	375	472	583	707											
55	-	-	240	317	407	512	630	11,3	200	30	F	520	350	POE 22	C/V	DWG04	SM04	NEU2140GK
45	175	238	318	413	525	653	797											
55	-	-	244	323	415	520	639	11,3	200	30	F	520	350	POE 22	C/V	DWG04	SM06	NEU2140GK
45	178	240	320	418	534	667	818											
55	-	-	240	317	407	512	630	11,2	200	18	F	520	350	POE 22	C/V	DWG04	SM04	NEU2140GK
45	175	238	318	413	525	653	797											
55	-	-	279	370	476	597	733	11,2	206	20	F	520	350	POE 22	C/V	DWG04	SM04	NEU2145GK
45	203	280	375	489	621	773	945											
55	-	-	285	372	472	586	711	11,6	206	20	F	520	350	POE 22	C/V	DWG04	SM06	NEK2150GK
45	213	283	374	482	607	747	901											
55	-	-	332	435	553	687	836	11,3	206	40	F	520	350	POE 22	C/V	DWG04	SM04	NEU2155GK
45	240	326	434	564	715	888	1083											
55	-	-	331	437	562	707	870	11,3	206	40	F	520	350	POE 22	C/V	DWG04	SM06	NEU2155GK
45	240	326	435	567	723	901	1104											
55	-	-	331	437	562	707	870	11,2	206	23	F	520	350	POE 22	C/V	DWG04	SM04	NEU2155GK
45	240	326	435	567	723	901	1104											
55	-	-	331	437	562	707	870	11,2	206	23	F	520	350	POE 22	C/V	DWG04	SM06	NEU2155GK
45	240	326	435	567	723	901	1104											
55	-	-	389	511	655	820	1007	11,6	206	49	F	520	350	POE 22	C/V	DWG04	SM06	NEU2168GK
45	285	381	505	655	833	1038	1270											
55	-	-	389	511	655	820	1007	11,6	206	29	F	520	350	POE 22	C/V	DWG04	SM06	NEU2168GK
45	285	381	505	655	833	1038	1270											
55	-	-	331	455	599	765	954	17	220	54,5	F	520	450	POE 22	C/V	DWG17	SM21	NT2168GK(V)
45	231	340	470	622	799	1003	1234											
55	-	-	305	426	572	746	945	16,7	220	29	F	520	450	POE 22	C/V	DWG16	SM23	NT2168GK(V)
45	219	323	455	614	801	1015	1257											

R404A/R507/R452A | LBP | 60Hz

MODEL	Plant	Displac. cm <sup>3</sup>	HP	Voltage/Frequency	Motor Type	Torque	Application	Rated Point - ASHRAE		Rated Point - ARI540	
								-23,3 °C / 54,4 °C		-23,3 °C / 48,9 °C	
								Capacity W	Efficiency W/W	Capacity W	Efficiency W/W
NEU2178GK	SK	16,8	1	115-127V 60Hz 1 ~	CSR	HST	LBP	1055	1,35	758	1,00
	SK										
NEU2178GK	SK	16,8	1	208-230V 60Hz 1 ~	CSR	HST	LBP	1055	1,37	763	1,00
	SK										
NT2178GK(V)	SK	17,4	3/4	100V 50/60Hz 1 ~	CSR	HST	LBP	1013	1,36	583	0,82
	SK										
NT2178GK(V)	SK	17,4	1	115V 60Hz 1 ~	CSR	HST	LBP	1050	1,41	772	1,05
	SK										
NT2178GK(V)	SK	17,4	1	208-230V 60Hz 1 ~	CSR	HST	LBP	1070	1,35	750	0,9
	SK										
NT2178GK(V)	SK	17,4	1	200-240V 50Hz / 230V 60Hz 1 ~	CSR	HST	LBP	1006	1,28	-	-
	SK										
NT2178GK(V)	SK	17,4	1	200-240V 50Hz / 230V 60Hz 1 ~	CSR	HST	LBP	1002	1,42	-	-
	SK										
NT2180GK(V)	SK	20,4	1	208-230V 60Hz 1 ~	CSR	HST	LBP	1161	1,32	854	0,99
	SK										
NT2180GK(V)	SK	20,4	1	115V 60Hz 1 ~	CSR	HST	LBP	1204	1,36	902	1,05
	SK										
NT2180GK(V)	SK	20,4	1	115-127V 60Hz 1 ~	CSR	HST	LBP	1206	1,37	-	-
	SK										
NT2192GS	SK	22,4	1	200V 50/60Hz 3 ~	3PHASE	HST	LBP	1220	1,29	897	0,99
	SK										
NT2192GK(V)	SK	22,4	1	208-230V 60Hz 1 ~	CSR	HST	LBP	1262	1,43	951	1,05
	SK										
NT2192GK(V)	SK	22,4	1	115V 60Hz 1 ~	CSR	HST	LBP	1283	1,41	943	1,02
	SK										
NJ2192GK	SK	26,1	1 1/4	115V 60Hz 1 ~	CSR	HST	LBP	1319	1,3	968	0,96
	SK										
NJ2192GJ	SK	26,1	1 1/4	208-230V 60Hz 1 ~	CSR	HST	LBP	1399	1,33	970	0,96
	SK										
NJ2192GS	SK	26,1	1 1/4	380-420V 50Hz / 440-480V 60Hz 3 ~	3PHASE	HST	LBP	1319	1,24	970	0,9
	SK										

Condensing Temperature °C	Cooling Capacity ARI 540							Weight kg	Max Height mm	LRA A	Cooling Type	Fan Air Flow m <sup>3</sup> /h	Oil Charge cm <sup>3</sup>	Oil Type	Exp Device	Drawings		Model
	Evaporating Temperature °C															External View Ref.	Wiring Diagram Ref.	
	W																	
	-40	-35	-30	-25	-20	-15	-10											
55	-	-	456	595	758	945	1156	11,6	206	53	F	520	350	POE 22	C/V	DWG04	SM06	NEU2178GK
45	330	443	586	759	962	1195	1458											
55	-	-	466	610	769	945	1136	11,5	206	29	F	520	350	POE 22	C/V	DWG04	SM06	NEU2178GK
45	343	479	637	817	1018	1242	1488											
55	-	-	378	510	666	848	1055	16,7	220	60	F	520	450	POE 22	C/V	DWG17	SM21	NT2178GK(V)
45	280	393	535	703	899	1121	1366											
55	-	-	422	562	722	901	1098	17	220	66	F	520	450	POE 22	C/V	DWG17	SM21/SM26	NT2178GK(V)
45	288	415	566	744	945	1169	1415											
55	-	-	418	563	735	935	1166	17	220	35,5	F	520	450	POE 22	C/V	DWG16	SM23	NT2178GK(V)
45	281	410	570	760	981	1233	1516											
55	-	-	418	563	735	935	1166	17	220	26	F	520	450	POE 22	C/V	DWG16	SM20	NT2178GK(V)
45	281	410	570	760	981	1233	1516											
55	-	-	418	563	735	935	1166	17	220	26	F	520	450	POE 22	C/V	DWG16	SM23	NT2178GK(V)
45	281	410	570	760	981	1233	1516											
55	-	-	456	610	782	973	1184	17,5	234	40	F	520	450	POE 22	C/V	DWG16	SM23	NT2180GK(V)
45	296	440	610	809	1038	1298	1590											
55	-	-	458	638	852	1099	1379	17,5	220	66	F	520	450	POE 22	C/V	DWG17	SM21/SM26	NT2180GK(V)
45	294	456	648	870	1122	1404	1716											
55	-	-	458	638	852	1099	1379	16,7	220	57	F	520	450	POE 22	C/V	DWG17	SM21	NT2180GK(V)
45	294	456	648	870	1122	1404	1716											
55	-	-	492	655	844	1060	1297	18	250	28,5	F	520	650	POE 22	C/V	DWG17	SM27	NT2192GS
45	347	487	660	867	1104	1372	1668											
55	-	-	508	706	936	1197	1490	18	234	40	F	520	450	POE 22	C/V	DWG16	SM23	NT2192GK(V)
45	307	490	708	961	1249	1573	1932											
55	-	-	541	710	917	1160	1438	17,5	234	56	F	520	450	POE 22	C/V	DWG17	SM21	NT2192GK(V)
45	385	535	727	960	1233	1543	1890											
55	-	-	444	600	783	993	1234	21,7	277	98	F	800	750	POE 22	C/V	DWG14	SM16	NJ2192GK
45	270	440	624	827	1052	1303	1582											
55	-	-	405	589	791	1010	1245	21,8	277	44	F	800	750	POE 22	C/V	DWG14	SM16	NJ2192GJ
45	203	390	594	814	1052	1309	1586											
55	-	-	444	601	782	993	1232	19,7	265	13	F	800	750	POE 22	C/V	DWG14	SM18	NJ2192GS
45	270	440	624	827	1052	1303	1582											

R404A/R507/R452A | LBP | 60Hz

MODEL	Plant	Displac. cm <sup>3</sup>	HP	Voltage/Frequency	Motor Type	Torque	Application	Rated Point - ASHRAE		Rated Point - ARI540	
								-23,3 °C / 54,4 °C		-23,3 °C / 48,9 °C	
								Capacity W	Efficiency W/W	Capacity W	Efficiency W/W
NT2212GS	SK	27,8	1 1/3	200V 50/60Hz 3 ~	3PHASE	HST	LBP	1571	1,31	1155	0,98
	SK										
NT2212GKV	SK	27,8	1 1/2	115V 60Hz 1 ~	CSR	HST	LBP	1649	1,33	1213	0,99
	SK										
NT2212GK(V)	SK	27,8	1 1/2	208-230V 60Hz 1 ~	CSR	HST	LBP	1673	1,42	1230	1,03
	SK										
NJ2212GK	SK	34,4	1 1/3	115V 60Hz 1 ~	CSR	HST	LBP	1595	1,22	1173	0,9
	SK										
NJ2212GJ	SK	34,4	1 1/2	208-230V 60Hz 1 ~	CSR	HST	LBP	1849	1,3	1183	0,91
	SK										
NJ2212GS	SK	34,4	1 1/2	380-420V 50Hz / 440-480V 60Hz 3 ~	3PHASE	HST	LBP	1653	1,29	1273	0,96
	SK										
NJX2219GS	SK	38,0	2	400V 50Hz / 440V 60Hz 3 ~	3PHASE	HST	LBP	2611	1,45	UD	UD
	SK										

Condensing Temperature °C	Cooling Capacity ARI 540							Weight kg	Max Height mm	LRA A	Cooling Type	Fan Air Flow m <sup>3</sup> /h	Oil Charge cm <sup>3</sup>	Oil Type	Exp Device	Drawings		Model
	Evaporating Temperature °C																	
	W																	
	-40	-35	-30	-25	-20	-15	-10											
55	-	-	622	822	1049	1304	1583	18	250	36	F	520	650	POE 22	C/V	DWG17	SM27	NT2212GS
45	411	607	833	1090	1375	1687	2025											
55	-	-	660	878	1135	1432	1768	18,3	250	93	F	520	650	POE 22	C/V	DWG17	SM26	NT2212GKV
45	446	643	880	1159	1478	1840	2242											
55	-	-	723	959	1233	1545	1894	18,3	250	45	F	520	650	POE 22	C/V	DWG17	SM26	NT2212GK(V)
45	482	693	949	1249	1592	1980	2412											
55	-	-	594	834	1097	1386	1699	21,5	277	98	F	800	750	POE 22	C/V	DWG14	SM16	NJ2212GK
45	359	569	819	1109	1441	1819	2241											
55	-	-	613	857	1125	1414	1725	21,4	277	54	F	800	750	POE 22	C/V	DWG14	SM16	NJ2212GJ
45	418	605	845	1138	1483	1877	2317											
55	-	-	561	783	1030	1306	1616	20,4	277	20,6	F	800	750	POE 22	C/V	DWG14	SM18	NJ2212GS
45	303	524	771	1050	1368	1733	2149											
55	-	-	1571	2032	2572	3189	3885	21,8	277	22	F	800	750	POE 22	C/V	DWG14	SM18	NJX2219GS
45	990	1298	1689	2164	2722	3364	4089											

R404A/R507 | MBP - M/HBP | 60Hz

MODEL	Plant	Displac. cm <sup>3</sup>	HP	Voltage/Frequency	Motor Type	Torque	Application	Rated Point - ASHRAE		Rated Point - ARI540	
								7,2 °C / 54,4 °C		-6,7 °C / 48,9 °C	
								Capacity W	Efficiency W/W	Capacity W	Efficiency W/W
NEK6144GK	SK	4,5	1/4	115V 60Hz 1~	CSIR	HST	MBP	842	2,14	400	1,28
	SK										
NEK6144GK	SK	4,5	1/4	208-230V 60Hz 1~	CSIR	HST	MBP	800	2,06	395	1,28
	SK										
NEK6152GK	SK	5,4	1/4	115V 60Hz 1~	CSIR	HST	MBP	1018	2,09	481	1,22
	SK										
NEK6165GK	SK	6,2	1/3	115V 60Hz 1~	CSIR	HST	MBP	1150	1,97	552	1,23
	SK										
NEK6181GK	SK	7,3	1/3	208-230V 60Hz 1~	CSIR	HST	MBP	1290	2,07	610	1,26
	SK										
NEU6181GK	SK	6,2	1/3	115-127V 60Hz 1~	CSIR	HST	MBP	1213	2,11	600	1,39
	SK										
NEU6181GK	SK	6,2	1/3	115-127V 60Hz 1~	CSR	HST	MBP	1237	2,33	599	1,47
	SK										
NEU6181GK	SK	6,2	1/3	200-230V 50Hz / 208-230V 60Hz 1~	CSIR	HST	MBP	-	-	6,1	1,42
	SK										
NEU6210GK	SK	7,3	1/3	115-127V 60Hz 1~	CSIR	HST	MBP	1428	2,38	687	1,41
	SK										
NEU6210GK	SK	7,3	1/3	115-127V 60Hz 1~	CSR	HST	MBP	1435	2,56	689	1,51
	SK										
NEU6210GK	SK	7,3	1/3	200-230V 50Hz / 208-230V 60Hz 1~	CSIR	HST	MBP	-	-	680	1,5
	SK										
NEU6210GK	SK	7,3	1/3	200-230V 50Hz / 208-230V 60Hz 1~	CSR	HST	MBP	-	-	687	1,6
	SK										
NEK6210GK	SK	8,8	1/2	100V 50/60 Hz 1~	CSIR	HST	MBP	1583	2,07	754	1,32
	SK										
NEK6210GK	SK	8,8	1/2	208-230V 60Hz 1~	CSIR	HST	MBP	1540	2,1	750	1,34
	SK										
NEU6212GK	SK	8,8	1/2	115-127V 60Hz 1~	CSIR	HST	MBP	1676	2,19	831	1,45
	SK										
NEU6212GK	SK	8,8	1/2	115-127V 60Hz 1~	CSR	HST	MBP	1703	2,39	841	1,56
	SK										
NEU6212GK	SK	8,8	1/2	208-230V 60Hz 1~	CSIR	HST	MBP	1678	2,18	842	1,42
	SK										
NEU6212GK	SK	8,8	1/2	208-230V 60Hz 1~	CSR	HST	MBP	1714	2,42	848	1,51
	SK										
NEU6214GK	SK	10,0	1/2	200-230V 50Hz / 208-230V 60Hz 1~	CSIR	HST	MBP	1891	2,12	964	1,47
	SK										
NEU6214GK	SK	10,0	1/2	200-230V 50Hz / 208-230V 60Hz 1~	CSR	HST	MBP	1939	2,4	974	1,57
	SK										
NEU6214GK	SK	10,0	1/2	115-127V 60Hz 1~	CSIR	HST	MBP	1914	2,11	960	1,43
	SK										
NEU6214GK	SK	10,0	1/2	115-127V 60Hz 1~	CSR	HST	MBP	1969	2,38	966	1,55
	SK										
NEK6213GK	SK	12,1	1/2	208-230V 60Hz 1~	CSIR	HST	MBP	2035	1,84	1039	1,22
	SK										

Condensing Temperature °C	Cooling Capacity ARI540							Weight kg	Max Height mm	LRA A	Cooling Type	Fan Air Flow m <sup>3</sup> /h	Oil Charge cm <sup>3</sup>	Oil Type	Exp Device	Drawings		Model
	Evaporating Temperature °C																	
	W																	
	-20	-15	-10	-5	0	5	10											
55	-	-	291	358	435	519	613	10	187	26	F	520	350	POE 22	C/V	DWG04	SM04	NEK6144GK
45	238	303	379	467	567	679	802											
55	-	-	316	384	464	555	661	10,4	187	11,6	F	520	350	POE 22	C/V	DWG04	SM04	NEK6144GK
45	250	316	391	476	573	683	807											
55	-	-	362	441	530	630	741	10,2	187	34	F	520	350	POE 22	C/V	DWG04	SM04	NEK6152GK
45	302	375	462	563	678	808	951											
55	-	-	463	558	667	790	928	10,4	187	26,5	F	520	350	POE 22	C/V	DWG04	SM04	NEK6165GK
45	380	458	555	671	806	958	1130											
55	-	-	506	612	740	886	1048	10,4	187	17,5	F	520	350	POE 22	C/V	DWG04	SM04	NEK6181GK
45	432	508	616	752	913	1095	1295											
55	-	-	433	544	683	851	1046	10	187	31	F	520	350	POE 22	C/V	DWG04	SM04	NEU6181GK
45	379	447	550	690	865	1076	1323											
55	-	-	445	558	700	872	1074	10	187	31	F	520	350	POE 22	C/V	DWG04	SM06	NEU6181GK
45	380	453	563	712	898	1123	1386											
55	-	-	452	559	684	827	988	10,7	200	18	F	520	350	POE 22	C/V	DWG04	SM04	NEU6181GK
45	378	459	567	701	861	1049	1263											
55	-	-	493	629	799	1005	1243	10,6	200	39	F	520	350	POE 22	C/V	DWG04	SM04	NEU6210GK
45	426	507	634	808	1025	1289	1599											
55	-	-	496	629	796	999	1235	10,6	200	39	F	520	350	POE 22	C/V	DWG04	SM06	NEU6210GK
45	423	510	641	817	1038	1303	1612											
55	-	-	486	615	776	970	1196	11,1	200	21	F	520	350	POE 22	C/V	DWG04	SM04	NEU6210GK
45	426	515	641	806	1009	1250	1529											
55	-	-	502	631	787	970	1179	11,1	200	21	F	520	350	POE 22	C/V	DWG04	SM06	NEU6210GK
45	430	523	651	815	1015	1249	1519											
55	-	-	618	753	905	1074	1256	11	200	38	F	520	350	POE 22	C/V	DWG04	SM04	NEK6210GK
45	499	623	770	939	1130	1343	1573											
55	-	-	597	728	878	1048	1239	11,5	206	23	F	520	350	POE 22	C/V	DWG04	SM04	NEK6210GK
45	490	606	745	906	1089	1292	1520											
55	-	-	582	747	967	1231	1539	10,7	200	39	F	520	350	POE 22	C/V	DWG04	SM04	NEU6212GK
45	528	611	754	958	1222	1546	1930											
55	-	-	594	759	971	1230	1536	10,7	200	39	F	520	350	POE 22	C/V	DWG04	SM06	NEU6212GK
45	521	616	767	975	1238	1559	1935											
55	-	-	585	749	959	1217	1521	11,5	200	22	F	520	350	POE 22	C/V	DWG04	SM04	NEU6212GK
45	522	611	759	964	1228	1549	1928											
55	-	-	593	758	968	1223	1524	11,5	200	22	F	520	350	POE 22	C/V	DWG04	SM06	NEU6212GK
45	516	612	764	972	1236	1556	1932											
55	-	-	699	865	1062	1291	1550	11,6	206	26	F	520	350	POE 22	C/V	DWG04	SM04	NEU6214GK
45	598	733	902	1107	1346	1620	1929											
55	-	-	697	877	1102	1371	1685	11,6	206	26	F	520	350	POE 22	C/V	DWG04	SM06	NEU6214GK
45	607	719	890	1119	1408	1755	2161											
55	-	-	692	870	1099	1379	1710	11,2	206	42	F	520	350	POE 22	C/V	DWG04	SM04	NEU6214GK
45	600	721	897	1128	1415	1756	2153											
55	-	-	724	897	1104	1344	1618	11,2	206	42	F	520	350	POE 22	C/V	DWG04	SM06	NEU6214GK
45	623	747	918	1135	1399	1710	2067											
55	-	-	815	987	1180	1390	1621	11,9	206	30	F	520	350	POE 22	C/V	DWG04	SM04	NEK6213GK
45	654	813	998	1207	1438	1693	1971											

R404A/R507 | MBP - M/HBP | 60Hz

MODEL	Plant	Displac. cm <sup>3</sup>	HP	Voltage/Frequency	Motor Type	Torque	Application	Rated Point - ASHRAE		Rated Point - ARI540	
								7,2 °C / 54,4 °C		-6,7 °C / 48,9 °C	
								Capacity W	Efficiency W/W	Capacity W	Efficiency W/W
NEK6213GK	SK	12,1	1/2	208-230V 60Hz 1~	CSR	HST	MBP	2114	1,99	1045	1,3
	SK										
NEU6215GK	SK	12,1	3/4	115-127V 60Hz 1~	CSIR	HST	MBP	2209	1,86	1142	1,36
	SK										
NEU6215GK	SK	12,1	3/4	115-127V 60Hz 1~	CSR	HST	MBP	2280	2,13	1160	1,49
	SK										
NEU6215GK	SK	12,1	3/4	208-230V 60Hz 1~	CSIR	HST	MBP	2243	1,93	1144	1,33
	SK										
NEU6215GK	SK	12,1	3/4	208-230V 60Hz 1~	CSR	HST	MBP	2303	2,19	1156	1,44
	SK										
NT6217GK(V)	SK	12,6	3/4	208-230V 60Hz 1~	CSIR	HST	MBP	2148	2,13	1056	1,37
	SK										
NT6217GK(V)	SK	12,6	3/4	208-230V 60Hz 1~	CSR	HST	MBP	2238	2,6	1115	1,53
	SK										
NT6217GK(V)	SK	12,6	3/4	115V 60Hz 1~	CSIR	HST	MBP	2163	2,2	1030	1,26
	SK										
NT6217GK(V)	SK	12,6	3/4	115V 60Hz 1~	CSR	HST	MBP	2251	2,68	1072	1,54
	SK										
NTX6220GKV	SK	13,4	3/4	115-127V 60Hz 1~	CSR	HST	MBP			1347	1,7
	SK										
NTX6220GKV	SK	13,4	3/4	208-230V 60Hz 1~	CSR	HST	MBP			1347	1,73
	SK										
NEU6220GK	SK	14,3	3/4	115-127V 60Hz 1~	CSR	HST	MBP	2592	1,98	1340	1,42
	SK										
NEU6220GK	SK	14,3	3/4	208-230V 60Hz 1~	CSR	HST	MBP	2652	2,07	1358	1,41
	SK										
NT6220GK(V)	SK	14,5	3/4	208-230V 60Hz 1~	CSIR	HST	MBP	2406	1,98	1247	1,38
	SK										
NT6220GK(V)	SK	14,5	3/4	115V 60Hz 1~	CSR	HST	MBP	2490	2,34	1250	1,52
	SK										
NT6220GK(V)	SK	14,5	3/4	208-230V 60Hz 1~	CSR	HST	MBP	2566	2,36	1283	1,57
	SK										

Condensing Temperature °C	Cooling Capacity ARI540							Weight kg	Max Height mm	LRA A	Cooling Type	Fan Air Flow m <sup>3</sup> /h	Oil Charge cm <sup>3</sup>	Oil Type	Exp Device	Drawings		Model
	Evaporating Temperature °C																	
	W																	
	-20	-15	-10	-5	0	5	10											
55	-	-	776	950	1147	1366	1608	11,9	206	30	F	520	350	POE 22	C/V	DWG04	SM06	NEK6213GK
45	634	797	989	1208	1455	1729	2032											
55	-	-	836	1042	1296	1600	1953	11,6	206	47	F	520	350	POE 22	C/V	DWG04	SM04	NEU6215GK
45	736	863	1056	1314	1638	2028	2483											
55	-	-	861	1063	1307	1593	1918	11,6	206	47	F	520	350	POE 22	C/V	DWG04	SM06	NEU6215GK
45	740	881	1078	1332	1643	2011	2435											
55	-	-	852	1041	1257	1501	1774	11,6	206	30	F	520	350	POE 22	C/V	DWG04	SM04	NEU6215GK
45	710	885	1089	1321	1585	1880	2208											
55	-	-	842	1039	1269	1521	1789	11,6	206	30	F	520	350	POE 22	C/V	DWG04	SM06	NEU6215GK
45	723	871	1073	1319	1603	1915	2246											
55	-	-	791	965	1161	1378	1616	17	220	27	F	520	450	POE 22	C/V	DWG16	SM20	NT6217GK(V)
45	655	819	1015	1244	1505	1799	2126											
55	-	-	846	1041	1260	1503	1769	17	220	27	F	520	450	POE 22	C/V	DWG16	SM23	NT6217GK(V)
45	677	851	1060	1304	1582	1896	2244											
55	-	-	773	949	1153	1384	1641	17	220	50	F	520	450	POE 22	C/V	DWG16	SM20	NT6217GK(V)
45	726	819	974	1192	1471	1813	2216											
55	-	-	774	992	1256	1567	1924	17	220	50	F	520	450	POE 22	C/V	DWG16	SM23	NT6217GK(V)
45	656	811	1017	1273	1581	1938	2347											
55	-	-	945	1182	14666	1796	2173	16,6	220	50	F	520	385	POE 22	C/V	DWG17	SM26	NTX6220GKV
45	819	1008	1245	1530	1863	2245	2675											
55	-	-	983	1204	1451	1724	2021	16,6	220	30	F	520	385	POE 22	C/V	DWG17	SM26	NTX6220GKV
45	814	1032	1285	1572	1895	2251	2643											
55	-	-	991	1220	1494	1813	2176	11,5	206	57	F	520	350	POE 22	C/V	DWG04	SM06	NEU6220GK
45	851	1026	1258	1545	1887	2286	2740											
55	-	-	997	1229	1520	1880	2320	11,5	206	34	F	520	350	POE 22	C/V	DWG04	SM06	NEU6220GK
45	855	1033	1263	1555	1919	2365	2905											
55	-	-	955	1165	1400	1663	1957	16,9	220	26,5	F	520	450	POE 22	C/V	DWG16	SM20	NT6220GK(V)
45	769	962	1187	1447	1742	2075	2449											
55	-	-	918	1138	1383	1653	1949	17	220	54,5	F	520	450	POE 22	C/V	DWG17	SM21	NT6220GK(V)
45	752	966	1208	1477	1773	2097	2448											
55	-	-	936	1186	1482	1825	2214	16,9	220	26,5	F	520	450	POE 22	C/V	DWG16	SM23	NT6220GK(V)
45	757	950	1203	1516	1889	2323	2818											

R404A/R507 | MBP - M/HBP | 60Hz

MODEL	Plant	Displac. cm <sup>3</sup>	HP	Voltage/Frequency	Motor Type	Torque	Application	Rated Point - ASHRAE		Rated Point - ARI540	
								7,2 °C / 54,4 °C		-6,7 °C / 48,9 °C	
								Capacity W	Efficiency W/W	Capacity W	Efficiency W/W
NTX6222GKV	SK	15,5	3/4	115-127V 60Hz 1 ~	CSR	HST	MBP			1519	1,72
	SK										
NTX6222GKV	SK	15,5	3/4	208-230V 60Hz 1 ~	CSR	HST	MBP			1523	1,74
	SK										
NT6222GK(V)	SK	17,4	3/4	208-230V 60Hz 1 ~	CSIR	HST	MBP	2928	2,09	1475	1,14
	SK										
NT6222GK(V)	SK	17,4	3/4	208-230V 60Hz 1 ~	CSR	HST	MBP	3051	2,3	1537	1,4
	SK										
NT6222GK(V)	SK	17,4	3/4	115V 60Hz 1~	CSR	HST	MBP	3040	2,39	1579	1,58
	SK										
NT6222GK(V)	SK	17,4	3/4	200-240V 50Hz / 230V 60Hz 1 ~	CSIR	HST	MBP	2928	2,09	1475	1,14
	SK										
NT6224GKV	SK	20,4	1	208-230V 60Hz 1 ~	CSR	HST	MBP	3512	2,25	1808	1,55
	SK										
NT6224GKV	SK	20,4	1	115V 60Hz 1~	CSR	HST	MBP	3612	2,3	1859	1,55
	SK										
NTU6232GKV	SK	20,4	1	200-230V 60Hz 3 ~	3PHASE	HST	MBP	3982	2,8	2043	1,77
	SK										
NTU6232GKV	SK	20,4	1	115V 60Hz 1~	CSR	HST	MBP	4056	2,7	2052	1,68
	SK										
NTU6232GKV	SK	20,4	1	208-230V 60Hz 1 ~	CSR	HST	MBP	3968	2,8	2068	1,71
	SK										
NJ9226GK	SK	21,7	1	208-230V 60Hz 1 ~	CSR	HST	M/HBP	3708	2,2	2742	2,19
	SK										
NJ9226GS	SK	21,7	1	380-420V 50Hz / 440-480V 60Hz 3 ~	3PHASE	HST	M/HBP	3801	2,5	2811	2,38
	SK										
NT6226GK(V)	SK	22,4	1	115V 60Hz 1~	CSR	HST	MBP	3884	2,12	1969	1,44
	SK										
NT6226GK(V)	SK	22,4	1	208-230V 60Hz 1 ~	CSR	HST	MBP	3734	1,93	2009	1,48
	SK										
NTU6234GKV	SK	23,7	1 1/4	200-230V 60Hz 3 ~	3PHASE	HST	MBP	4574	2,67	2404	1,76
	SK										
NTU6234GKV	SK	23,7	1 1/4	208-230V 60Hz 1 ~	CSR	HST	MBP	4557	2,71	2407	1,7
	SK										
NJ9232GK	SK	26,1	1 1/4	208-230V 60Hz 1 ~	CSR	HST	M/HBP	4704	2,4	2215	1,46
	SK										
NJ9232GS	SK	26,1	1 1/4	380-420V 50Hz / 440-480V 60Hz 3 ~	3PHASE	HST	M/HBP	4716	2,5	3488	2,47
	SK										
NTU6238GKV	SK	26,2	1 1/2	200-230V 60Hz 3 ~	3PHASE	HST	MBP	4877	2,49	2670	1,76
	SK										
NTU6238GKV	SK	26,2	1 1/2	208-230V 60Hz 1 ~	CSR	HST	MBP	5072	2,66	2703	1,71
	SK										

Condensing Temperature °C	Cooling Capacity ARI540							Weight kg	Max Height mm	LRA A	Cooling Type	Fan Air Flow m <sup>3</sup> /h	Oil Charge cm <sup>3</sup>	Oil Type	Exp Device	Drawings		Model
	Evaporating Temperature °C																	
	W																	
	-20	-15	-10	-5	0	5	10											
55	-	-	1080	1357	1674	2030	2462	16,7	220	69	F	520	385	POE 22	C/V	DWG17	SM26	NTX6222GKV
45	919	1159	1442	1768	2157	2548	3003											
55	-	-	1104	1372	1679	2023	2405	16,7	220	34	F	520	385	POE 22	C/V	DWG17	SM26	NTX6222GKV
45	929	1170	1458	1795	2181	2615	3098											
55	-	-	1166	1425	1708	2012	2331	17,2	220	33,7	F	520	450	POE 22	C/V	DWG16	SM20	NT6222GK(V)
45	952	1185	1462	1779	2129	2506	2905											
55	-	-	1185	1459	1766	2100	2459	17,2	220	33,7	F	520	450	POE 22	C/V	DWG16	SM23	NT6222GK(V)
45	975	1231	1532	1873	2253	2665	3108											
55	-	-	1276	1570	1899	2263	2661	17	220	70	F	520	450	POE 22	C/V	DWG17	SM26	NT6222GK(V)
45	988	1273	1598	1964	2370	2816	3303											
55	-	-	1166	1425	1708	2012	2331	17	220	37	F	520	450	POE 22	C/V	DWG16	SM20	NT6222GK(V)
45	952	1185	1462	1779	2129	2506	2905											
55	-	-	1392	1690	2023	2392	2804	16,8	220	36	F	520	450	POE 22	C/V	DWG16	SM23	NT6224GKV
45	1134	1409	1724	2083	2488	2940	3447											
55	-	-	1399	1714	2068	2460	2893	16,9	234	77	F	520	450	POE 22	C/V	DWG17	SM26	NT6224GKV
45	1144	1419	1744	2120	2543	3014	3533											
55	-	-	1504	1846	2231	2645	3100	18,4	250	36	F	520	650	POE 22	C/V	DWG19	SM27	NTU6232GKV
45	1264	1595	1966	2387	2863	3407	3950											
55	-	-	1550	1908	2310	2762	3268	18,3	250	93	F	520	650	POE 22	C/V	DWG19	SM26	NTU6232GKV
45	1298	1645	2037	2480	2977	3534	4154											
55	-	-	1559	1907	2271	2652	3049	18,1	250	46	F	520	650	POE 22	C/V	DWG19	SM26	NTU6232GKV
45	1234	1596	1995	2430	2900	3405	3944											
55	-	-	1364	1718	2110	2542	3013	20,7	265	34	F	800	750	POE 22	C/V	DWG14	SM17	NJ9226GK
45	1088	1391	1754	2176	2655	3189	3780											
55	-	-	1236	1554	1911	2307	2743	19	265	10	F	800	750	POE 22	C/V	DWG14	SM18	NJ9226GS
45	947	1223	1556	1942	2382	2873	3419											
55	-	-	1457	1798	2207	2686	3234	17,5	234	77	F	520	450	POE 22	C/V	DWG17	SM26	NT6226GK(V)
45	1212	1512	1874	2303	2798	3358	3984											
55	-	-	1493	1822	2189	2595	3039	17,5	234	43	F	520	450	POE 22	C/V	DWG17	SM21	NT6226GK(V)
45	1220	1529	1886	2292	2745	3246	3796											
55	-	-	1766	2156	2588	3066	3592	18,3	250	36	F	520	650	POE 22	C/V	DWG19	SM27	NTU6234GKV
45	1492	1875	2306	2789	3326	3919	4573											
55	-	-	1830	2237	2685	3175	3709	18,1	250	46	F	520	650	POE 22	C/V	DWG19	SM26	NTU6234GKV
45	1538	1945	2400	2905	3460	4066	4726											
55	-	-	1564	1963	2406	2894	3426	21,5	277	47	F	800	750	POE 22	C/V	DWG14	SM16	NJ9232GK
45	1296	1677	2119	2622	3185	3809	4494											
55	-	-	1464	1845	2276	2754	3282	20,4	277	13	F	800	750	POE 22	C/V	DWG14	SM18	NJ9232GS
45	1116	1444	1840	2305	2835	3429	4090											
55	-	-	1978	2395	2846	3330	3845	18,3	250	36	F	520	650	POE 22	C/V	DWG19	SM27	NTU6238GKV
45	1671	2092	2561	3078	3640	4246	4894											
55	-	-	1965	2426	2972	3614	4365	18,3	250	51	F	520	650	POE 22	C/V	DWG19	SM26	NTU6238GKV
45	1736	2146	2621	3171	3808	4544	5387											

R404A/R507 | MBP - M/HBP | 60Hz

MODEL	Plant	Displac. cm <sup>3</sup>	HP	Voltage/Frequency	Motor Type	Torque	Application	Rated Point - ASHRAE		Rated Point - ARI540	
								7,2 °C / 54,4 °C		-6,7 °C / 48,9 °C	
								Capacity W	Efficiency W/W	Capacity W	Efficiency W/W
NTU6240GSV	SK	27,8	1 1/2	200-230V 60Hz 3 ~	3PHASE	HST	MBP	5292	2,54	2779	1,69
	SK										
NJ9238GK	SK	32,7	1 1/2	208-230V 60Hz 1 ~	CSR	HST	M/HBP	5411	2,02	2737	1,38
	SK										
NJ9238GS	SK	32,7	1 1/2	380-420V 50Hz / 440-480V 60Hz 3 ~	3PHASE	HST	M/HBP	5661	2,55	4186	2,51
	SK										
NJ9238GS	SK	32,7	1 1/2	380V 60Hz 3 ~	3PHASE	HST	M/HBP	5228	1,89	2574	1,3
	SK										
NJX6250GK	SK	37,9	2	208-230V 60Hz 1 ~	CSR	HST	MBP	6751	2,12	3505	1,42
	SK										
NJX6250GS	SK	37,9	2	400V 50Hz / 440V 60Hz 3 ~	3PHASE	HST	MBP	6972	2,18	3759	1,57
	SK										

Condensing Temperature °C	Cooling Capacity ARI540							Weight kg	Max Height mm	LRA A	Cooling Type	Fan Air Flow m <sup>3</sup> /h	Oil Charge cm <sup>3</sup>	Oil Type	Exp Device	Drawings		Model
	Evaporating Temperature °C																	
	W																	
	-20	-15	-10	-5	0	5	10											
55	-	-	2079	2519	3009	3540	4110	18,3	250	40	F	520	650	POE 22	C/V	DWG19	SM27	NTU6240GSV
45	1763	2202	2694	3246	3861	4530	5250											
55	-	-	1998	2479	3029	3650	4340	22,1	277	60	F	800	750	POE 22	C/V	DWG14	SM16	NJ9238GK
45	1628	2107	2656	3274	3960	4716	5540											
55	-	-	2131	2649	3233	3880	4595	21,7	277	22	F	800	750	POE 22	C/V	DWG14	SM18	NJ9238GS
45	1695	2178	2735	3365	4067	4836	5679											
55	-	-	1886	2328	2830	3394	4019	21,4	277	24	F	800	750	POE 22	C/V	DWG14	SM18	NJ9238GS
45	1565	2007	2515	3089	3730	4437	5210											
55	-	-	2582	3169	3806	4495	5238	21,8	277	65	F	800	750	POE 22	C/V	DWG14	SM16	NJX6250GK
45	2032	2669	3349	4073	4844	5664	6534											
55	-	-	2778	3391	4064	4776	5384	21,8	277	23	F	800	750	POE 22	C/V	DWG14	SM18	NJX6250GS
45	2317	2927	3618	4395	5258	6188	7000											

R290 | LBP - L/MBP | 50Hz

MODEL	Plant	Displac. cm <sup>3</sup>	HP	Voltage/Frequency	Motor Type	Torque	Application	Rated Point - ASHRAE		Rated Point - EN12900		Cooling Capacity EN12900							
								-23,3 °C / 54,4 °C		-35 °C / 40 °C		Cond. Temp. °C	Evaporating Temperature °C						
								Capacity W	Efficiency W/W	Capacity W	Efficiency W/W		-40	-35	-30	-25	-20	-15	-10
EM2U311U	BR	3	1/6	220-240 V 50-60 Hz 1~	RSCR	LST	L/MBP	144	1,56	-	-	-	-	-	-	-	-	-	
	BR											-	-	-	-	-	-	-	-
EM2U315U	BR	3,97	1/4	220-240 V 50-60 Hz 1~	RSCR	LST	L/MBP	201	1,62	-	-	-	-	-	-	-	-		
	BR											-	-	-	-	-	-	-	-
EMT2117U	BR	4,5	1/5	220-240V 50Hz 1~	CSIR	HST	LBP	209	1,38	123	1,13	55	-	-	120	155	195	242	296
	BR											45	84	112	145	184	230	283	345
EMC3117U	SK	4,0	1/5	220-240V 50Hz 1~	RSCR	LST	L/MBP	197	1,83	123	1,65	55	-	81	105	136	173	216	266
	SK											45	-	96	127	163	207	258	316
EMC3119U	SK	4,5	1/4	220-240V 50Hz 1~	RSCR	LST	L/MBP	236	1,86	112	1,62	55	-	95	121	157	201	255	318
	SK											45	-	105	144	189	243	303	370
EMT2121U	BR	5,6	1/4	220-240V 50Hz 1~	CSIR	HST	LBP	265	1,46	159	1,23	55	92	120	156	200	252	311	379
	BR											45	110	145	188	238	297	364	440
EMC3121U	SK	5,5	1/4	220-240V 50Hz 1~	RSCR	LST	L/MBP	271	1,88	161	1,59	55	90	113	146	187	238	298	367
	SK											45	-	139	176	224	283	353	434
EMT2125U	BR	6,0	1/3	220-240V 50Hz 1~	CSIR	HST	LBP	301	1,48	177	1,2	55	-	135	176	225	282	348	422
	BR											45	124	162	209	265	330	403	486
EMC3125U	SK	6,1	1/3	220-240V 50Hz 1~	RSCR	LST	L/MBP	305	1,88	181	1,6	55	-	132	168	215	270	335	410
	SK											45	-	159	202	255	320	396	484
FFU130UAX	BR	6,76	1/3+	220-240V 50/60Hz 1~	CSIR	HST	L/MBP	319	1,49	-	-	-	-	-	-	-	-	-	-
EMT2130U	BR	6,8	1/3	220-240V 50Hz 1~	CSIR	HST	LBP	340	1,42	196	1,12	55	-	-	196	251	315	389	472
	BR											45	137	180	233	295	367	450	543
EMY2130U	SK	6,9	1/3	220-240V 50Hz 1~	CSIR	HST	LBP	330	1,49	-	-	-	-	-	-	-	-	-	-
	SK											-	-	-	-	-	-	-	-
EMC3130U	SK	6,9	1/3	220-240V 50Hz 1~	RSCR	LST	L/MBP	349	1,84	229	1,57	55	-	-	-	-	-	-	-
	SK											45	-	-	-	-	-	-	-
EMC3134U	SK	8,0	1/2	220-240V 50Hz 1~	RSCR	LST	L/MBP	417	1,85	301	1,52	55	-	179	229	290	362	446	541
	SK											45	-	216	269	337	420	518	631
EMX3134U	CN	8,0	1/2	220-240V 50Hz 1~	RSCR	LST	L/MBP	406	1,65	-	-	55	-	-	-	-	-	-	-
	CN											45	-	-	-	-	-	-	-
EMX2134U	SK	9,0	1/2	220-240V 50Hz 1~	RSCR	LST	L/MBP	439	1,55	-	-	55	-	-	-	-	-	-	-
	SK											45	-	-	-	-	-	-	-
EMC3140U	SK	9,0	1/2	220-240V 50Hz 1~	RSCR	LST	L/MBP	459	1,77	260	1,42	55	-	-	265	337	421	519	629
	SK											45	-	245	312	394	490	601	727
EMX3140U	CN	9,5	1/2	220-240V 50Hz 1~	RSIR	LST	L/MBP	482	1,62	-	-	55	-	-	-	-	-	-	-
	CN											45	-	-	-	-	-	-	-
EMC3145U	SK	11,1	1/2	220-240V 50Hz 1~	RSCR	LST	L/MBP	559	1,75	325	1,39	55	-	-	321	405	505	621	754
	SK											45	-	297	375	473	590	725	880
NEU1140U	SK	10,0	1/2	220-240V 50Hz 1~	RSCR	LST	LBP	490	1,61	270	1,38	55	-	-	-	-	-	-	-
	SK											45	-	-	-	-	-	-	-
NEU2140U	SK	10,0	1/2	220-240V 50Hz 1~	CSIR	HST	LBP	485	1,49	265	1,26	55	-	-	-	-	-	-	-
	SK											45	-	-	-	-	-	-	-
EHX2155U	CN	12,2	3/4	220-240V 50Hz 1~	CSIR	HST	LBP	617	1,64	347	1,34	55	-	-	365	459	568	693	836
	CN											45	248	329	422	530	654	799	965
EHS2155U	CN	12,21	-	220-240V 50Hz	CSIR	LST/HST	LBP	595	1,58	-	-	-	-	-	-	-	-	-	-
	CN											-	-	-	-	-	-	-	-

Cond. Temp. °C	Cooling Capacity ASHRAE LBP								Weight kg	Max Height mm	LRA A	Cooling Type	Fan Air Flow m <sup>3</sup> /h	Oil Charge cm <sup>3</sup>	Oil Type	Exp Device	Drawings		Model
	Evaporating Temperature °C																External View Ref.	Wiring Diagram Ref.	
	W																		
	-40	-35	-30	-25	-20	-15	-10	-5											
55	50	73	100	131	166	207	255	310	7,5	171	6,25	F	520	150	ALQUILB	C	DWG10	SM07	EM2U311U
45	60	85	112	143	179	221	270	326											
55	76	109	145	184	229	282	343	414	7,9	171	7,9	F	520	150	ALQUILB	C	DWG10	SM07	EM2U315U
45	86	120	156	197	244	297	360	433											
55	79	110	147	190	240	298	365	-	7,8	166	7,7	S	-	180	POE 22	C	DWG01	SM05	EMT2117U
45	93	124	161	204	255	315	383	-											
55	-	116	145	182	228	282	345	416	8,2	171	4,8	F	270	150	POE 10	C	DWG01	SM01-02	EMC3117U
45	-	122	153	193	241	297	362	435											
55	-	126	164	210	267	332	406	490	8,2	171	6,8	F	270	150	POE 10	C	DWG01	SM01-02	EMC3119U
45	-	137	176	225	282	349	425	510											
55	112	147	191	246	310	384	467	-	7,8	166	7,7	S	-	180	POE 22	C	DWG01	SM05	EMT2121U
45	122	161	208	265	331	406	491	-											
55	-	143	192	249	313	385	465	553	8,2	171	6,6	F	270	150	POE 10	C	DWG01	SM01-02	EMC3121U
45	-	161	210	268	336	414	502	599											
55	125	165	216	276	347	428	520	-	7,8	166	9,8	F	520	180	POE 22	C/V	DWG01	SM05	EMT2125U
45	138	180	232	295	367	450	542	-											
55	-	171	218	278	350	435	533	643	8,2	171	6,6	F	270	150	POE 10	C	DWG01	SM01-02	EMC3125U
45	-	185	234	296	371	459	560	675											
55	-	182	225	287	367	465	578	708	10	201	39	F	520	280	AB 32	C/V	DWG09	SM08	FFU130UAX
55	139	185	241	309	388	479	581	-											
45	153	201	259	329	409	501	604	-	8	166	12,4	F	520	180	POE 22	C/V	DWG01	SM05	EMT2130U
55	-	-	238	302	377	463	560	-											
45	156	202	259	329	410	503	608	-	8	171	10	F	270	150	POE 22	C/V	DWG01	SM29	EMY2130U
55	-	188	243	312	394	491	601	725											
45	-	208	263	333	418	518	632	761	8,2	171	6,6	F	270	150	POE 10	C	DWG01	SM01-02	EMC3130U
55	-	227	298	376	465	568	688	831											
55	-	250	309	385	478	587	713	855	8,2	171	10,3	F	270	150	POE 10	C	DWG01	SM01-02	EMC3134U
45	-	267	328	406	501	613	743	889											
55	202	235	291	369	466	582	714	862	7,6	171	10,5	F	520	150	POE 22	C	DWG10	SM07	EMX3134U
45	209	261	334	425	532	655	792	940											
55	-	-	316	404	508	627	762	-	8,1	171	13,5	F	270	150	POE 10	C	DWG01	SM29	EMX2134U
45	207	267	342	434	541	664	804	-											
55	-	-	-	-	-	-	-	-	8,2	171	10,3	F	270	150	POE 10	C	DWG01	SM01-02	EMC3140U
45	-	-	-	-	-	-	-	-											
55	250	270	331	425	547	691	850	1018	7,9	171	12,5	F	520	150	POE 22	C	DWG10	SM07	EMX3140U
45	258	307	390	502	636	786	9												

R290 | LBP - L/MBP | 50Hz

MODEL	Plant	Displac. cm <sup>3</sup>	HP	Voltage/Frequency	Motor Type	Torque	Application	Rated Point - ASHRAE		Rated Point - EN12900		Cooling Capacity EN12900								
								-23,3 °C / 54,4 °C		-35 °C / 40 °C		Cond. Temp. °C	Evaporating Temperature °C							
								Capacity W	Efficiency W/W	Capacity W	Efficiency W/W		W							
													-40	-35	-30	-25	-20	-15	-10	
NEU2155U	SK	13,5	3/4	220-240V 50/60Hz 1~	CSR	HST	LBP	644	1,55	-	-	55	-	-	374	473	591	728	883	
	SK											45	273	348	444	561	699	858	1039	
NEU2155U	SK	13,5	3/4	220-240V 50Hz 1~	CSIR	HST	LBP	626	1,42	364	1,21	55	-	-	384	487	605	737	883	
	SK											45	266	345	445	565	704	863	1041	
NEU2155U	SK	13,5	3/4	220-240V 50Hz 1~	CSR	HST	LBP	639	1,56	384	1,35	55	-	-	385	492	617	760	921	
	SK											45	270	351	452	573	715	878	1062	
NEU2168U	SK	16,8	3/4	220-240V 50Hz 1~	CSR	HST	LBP	788	1,53	457	1,27	55	-	-	455	584	738	917	1121	
	SK											45	319	416	540	689	865	1068	1296	
NEU2170UA	SK	16,8	3/4	220-240V 50Hz 1~	CSR	HST	LBP	820	1,54	482	1,26	55	-	-	462	594	745	914	1103	
	SK											45	333	434	559	709	882	1079	1301	
NEU2178U	SK	18,7	1	220-240V 50Hz 1~	CSR	HST	LBP	905	1,52	509	1,25	55	-	-	505	639	796	976	1179	
	SK											45	358	463	594	751	934	1144	1380	
NEX2180UB	SK	18,7	1	220-240V 50Hz 1~	CSR	HST	LBP	929	1,59	545	1,33	55	-	-	527	671	836	1023	1231	
	SK											45	379	491	630	795	987	1205	1449	
NT2170U	SK	20,4	3/4	220-240V 50Hz 1~	CSIR	HST	LBP	816	1,31	478	1,09	55	-	-	470	608	770	955	1162	
	SK											45	333	441	577	740	932	1150	1395	
NT2170U	SK	20,4	3/4	220-240V 50Hz 1~	CSR	HST	LBP	831	1,44	480	1,16	55	-	-	476	620	788	981	1196	
	SK											45	327	441	583	753	951	1176	1430	
NEX2190UA	SK	21,0	1	220-240V 50Hz 1~	CSR	HST	LBP	1032	1,59	598	1,32	55	-	-	578	741	931	1147	1390	
	SK											45	407	533	691	879	1099	1349	1630	
NT2180U	SK	22,4	1	220-240V 50Hz 1~	CSIR	HST	LBP	931	1,34	550	1,12	55	-	-	536	693	874	1077	1302	
	SK											45	380	501	653	835	1047	1290	1563	
NT2180U	SK	22,4	1	220-240V 50Hz 1~	CSR	HST	LBP	935	1,46	563	1,23	55	-	-	536	697	886	1101	1344	
	SK											45	388	507	659	844	1062	1312	1595	
NT2210U	SK	27,8	1 1/4	220-240V 50Hz 1~	CSR	HST	LBP	1186	1,41	689	1,17	55	-	-	677	875	1108	1374	1675	
	SK											45	482	626	813	1041	1310	1620	1969	
NTX221IU	SK	27,8	1 1/4	220-240V 50Hz 1~	CSR	HST	LBP	1317	1,54	754	1,27	55	-	-	743	953	1195	1469	1775	
	SK											45	525	693	897	1137	1412	1723	2069	
NTX2213U	SK	33,4	1 1/2	230V 50Hz 1~	CSR	HST	LBP	1585	1,55	919	1,27	55	-	-	903	1140	1407	1703	2030	
	SK											45	631	833	1071	1345	1656	2003	2386	
NIX2215U	SK	38,0	2	220-240V 50Hz 1~	CSR	HST	LBP	1671	1,54	935	1,23	55	-	-	928	1205	1525	1887	2292	
	SK											45	646	866	1138	1460	1833	2257	2732	
NIX2215US	SK	38,0	2	400V 50Hz / 440V 60Hz 3~	3PHASE	HST	LBP	1723	1,53	954	1,21	55	-	-	974	1252	1573	1939	2349	
	SK											45	679	918	1197	1516	1876	2276	2717	

Cond. Temp. °C	Cooling Capacity ASHRAE LBP								Weight kg	Max Height mm	LRA A	Cooling Type	Fan Air Flow m <sup>3</sup> /h	Oil Charge cm <sup>3</sup>	Oil Type	Exp Device	Drawings		Model
	Evaporating Temperature °C																External View Ref.	Wiring Diagram Ref.	
	W																		
	-40	-35	-30	-25	-20	-15	-10	-5											
									11,3	206	-	F	520	350	POE 22	C/V	DWG03	SM06	NEU2155U
									11,1	200	17,5	F	520	350	POE 22	C/V	DWG03	SM05	NEU2155U
									11,1	200	17,5	F	520	350	POE 22	C/V	DWG03	SM06	NEU2155U
									11,6	206	21	F	520	350	POE 22	C/V	DWG03	SM06	NEU2168U
55	-	-	584	752	944	1160	1400		11	210	23,5	F	520	350	POE 22	C/V	DWG03-04	SM06-10	NEU2170UA
45	373	489	633	805	1005	1233	1489												
									11,6	206	21	F	520	350	POE 22	C/V	DWG04	SM10	NEU2178U
55	-	-	666	851	1063	1302	1569		11,2	210	22,5	F	520	350	POE 22	C/V	DWG03-04	SM06-10	NEX2180UB
45	431	559	718	908	1128	1379	1659												
									17,2	220	6	F	520	450	POE 22	C/V	DWG16	SM19	NT2170U
									17,2	220	25	F	520	450	POE 22	C/V	DWG16	SM23	NT2170U
55	-	-	748	959	1202	1478	1786		11,6	210	-	F	520	350	POE 22	C/V	DWG04	SM10	NEX2190UA
45	472	618	799	1014	1264	1549	1869												
									18,2	234	35	F	520	450	POE 22	C/V	DWG16	SM19	NT2180U
									18,2	234	35	F	520	450	POE 22	C/V	DWG16	SM23	NT2180U
									18,5	234	33	F	520	450	POE 22	C/V	DWG17	SM26	NT2210U
									17,8	234	UD	F	520	450	POE 22	C/V	UD	SM26	NTX221IU
									17,8	234	34	F	520	450	POE 22	C/V	UD	SM26	NTX2213U
									23,8	277	34	F	800	750	POE 22	C/V	DWG14	SM16	NIX2215U
									21,8	277	23	F	800	750	POE 22	C/V	DWG14	SM18	NIX2215US

R290 | LBP - L/MBP | 60Hz

MODEL	Plant	Displac. cm <sup>3</sup>	HP	Voltage/Frequency	Motor Type	Torque	Application	Rated Point - ASHRAE		Rated Point - ARI 540		Cooling Capacity ARI 540							
								-25,3 °C / 54,4 °C		-23,3 °C / 48,9 °C		Cond. Temp. °C	Evaporating Temperature °C						
								Capacity W	Efficiency W/W	Capacity W	Efficiency W/W		W						
													-40	-35	-30	-25	-20	-15	-10
EM2U311IU	BR	3	1/6	115-127 V 60 Hz 1~	RSCR/RSIR	LST	L/MBP	171	1,66	-	-	-	-	-	-	-	-	-	
	BR											-	-	-	-	-	-	-	-
EM2U3115U	BR	3,97	1/4	115-127 V 60 Hz 1~	RSCR	LST	L/MBP	242	1,65	-	-	-	-	-	-	-	-		
	BR											-	-	-	-	-	-	-	-
EMC312IU	MX	5,2	1/4	115-127V 60Hz 1~	RSCR	LST	L/MBP	294	1,77	-	-	-	-	-	-	-	-		
	MX											-	-	-	-	-	-	-	-
EM2X312IU	BR	5,54	1/3	115-127V 60Hz 1~	RSCR	LST	L/MBP	333	1,71	-	-	-	-	-	-	-	-		
EM2X312IU	BR	5,54	1/3	220-240V 50/60 Hz 1~	RSCR	LST	L/MBP	340	1,72	-	-	-	-	-	-	-	-		
EMC3125U	MX	5,9	1/3	115-127V 60Hz 1~	RSCR	LST	L/MBP	345	1,75	-	-	-	-	-	-	-	-		
	MX											-	-	-	-	-	-	-	-
FFU130UAX	BR	6,76	1/3+	115-127V 60Hz 1~	CSIR	HST	L/MBP	399	1,50	-	-	-	-	-	-	-	-		
FFU130UAX	BR	6,76	1/3+	220-240V 50/60 Hz 1~	CSIR	HST	L/MBP	399	1,55	-	-	-	-	-	-	-	-		
EM2X3125U	MX	6,9	1/3+	115-127V 60Hz 1~	RSCR	LST	L/MBP	361	1,70	-	-	-	-	-	-	-	-		
EM2X3125U	MX	6,9	1/3+	220-240V 50/60 Hz 1~	RSCR	LST	L/MBP	377	1,71	-	-	-	-	-	-	-	-		
EMC3130U	MX	6,9	1/3	115-127V 60Hz 1~	RSCR	LST	L/MBP	418	1,7	-	-	-	-	-	-	-	-		
	MX											-	-	-	-	-	-	-	-
EMC3140U	MX	6,9	1/3	115-127V 60Hz 1~	RSCR	LST	L/MBP	583	1,72	480	1,46	-	-	-	-	-	-		
	MX											-	-	-	-	-	-	-	-
FFU160UAX	BR	7,95	1/2	115-127V 60Hz 1~	CSIR	HST	L/MBP	489	1,54	-	-	-	-	-	-	-	-		
FFU160UAX	BR	7,95	1/2	220V 60Hz 1~	CSIR	HST	L/MBP	489	1,54	-	-	-	-	-	-	-	-		
NEU2140U	SK	10,0	1/2	115-127V 60Hz 1~	CSIR	HST	LBP	576	1,47	449	1,14	55	-	-	284	365	464	580	715
	SK											45	204	265	344	441	558	692	845
EMC3145U	SK	11,1	1/2	115-127V 60Hz 1~	RSCR	LST	L/MBP	685	1,75	544	1,43	55	-	-	349	451	569	701	847
	SK											45	-	325	425	542	677	830	1000
EHX2155U	CN	12,2	3/4	115-127V 60Hz 1~	CSIR	HST	LBP	719	1,63	589	1,37	-	-	-	-	-	-	-	-
	CN											-	-	-	-	-	-	-	-
NEU2155U	SK	13,5	3/4	115-127V 60Hz 1~	CSIR	HST	LBP	758	1,44	600	1,14	55	-	-	374	485	618	773	951
	SK											45	261	347	455	585	738	913	1111
NEU2155U	SK	13,5	3/4	115-127V 60Hz 1~	CSR	HST	LBP	766	1,56	608	1,22	55	-	-	383	497	633	791	970
	SK											45	260	344	455	591	753	941	1153
NEU2155U	SK	13,5	3/4	220-240V 50/60Hz 1~	CSR	HST	LBP	779	1,56	-	-	-	-	-	-	-	-	-	-
	SK											-	-	-	-	-	-	-	-
NEX4160UA	SK	14,3	3/4	115-127V 60Hz 1~	CSR	HST	L/MBP	-	-	666	1,36	55	-	-	420	546	696	871	1070
	SK											45	294	388	509	657	833	1035	1265
NEU2168U	SK	16,8	3/4	115-127V 60Hz 1~	CSR	HST	LBP	950	1,51	748	1,19	55	-	-	483	623	787	977	1191
	SK											45	324	426	562	733	938	1178	1453
NEU2168U	SK	16,8	3/4	208-230V 60Hz 1~	CSIR	HST	LBP	911	1,36	736	1,10	55	-	-	472	608	769	955	1166
	SK											45	330	439	575	737	925	1139	1380
NEU2168U	SK	16,8	3/4	208-230V 60Hz 1~	CSR	HST	LBP	933	1,52	748	1,21	55	-	-	483	623	788	977	1191
	SK											45	346	447	578	739	931	1153	1406
NEX4170UA	SK	16,8	3/4	115-127V 60Hz 1~	CSR	HST	L/MBP	-	-	789	1,34	55	-	-	498	646	820	1022	1251
	SK											45	357	468	610	783	986	1220	1485

Cond. Temp. °C	Cooling Capacity ASHRAE LBP							Weight kg	Max Height mm	LRA A	Cooling Type	Fan Air Flow m <sup>3</sup> /h	Oil Charge cm <sup>3</sup>	Oil Type	Exp Device	Drawings		Model
	Evaporating Temperature °C															External View Ref.	Wiring Diagram Ref.	
	W																	
	-35	-30	-25	-20	-15	-10	-5											
55	89	123	159	199	245	299	361	7,1	171	8,8	F	520	150	ALQUILB	C	DWG10	SM07	EM2U311IU
45	104	135	170	211	259	315	382											
55	134	176	222	275	336	408	492	7,9	171	11,9	F	520	150	ALQUILB	C	DWG10	SM07	EM2U3115U
45	145	188	236	290	354	428	516											
55	151	203	268	344	432	532	645	6,8	180	14,9	S/F	520	150	POE 10	C	DWG10	SM07	EMC312IU
45	172	228	294	372	462	564	677											
55	168	225	292	367	451	546	650	8,2	171	10	S/F	520	130	POE 22	C	DWG10	SM07	EM2X312IU
55	187	245	313	392	482	585	700											
55	179	241	316	402	501	612	736	6,8	180	18,4	S/F	520	150	POE 10	C	DWG10	SM07	EMC3125U
45	198	266	344	434	534	646	770											
55	236	288	361	454	568	704	-	10	201	39	F	520	280	AB 32	C/V	DWG09	SM08	FFU130UAX
55	230	295	368	452	553	675	825											
55	198	258	330	413	510	621	748	8,20	171	12,6	S/F	520	130	POE 22	C	DWG10	SM07	EM2X3125U
55	216	276	348	434	532	645	773											
55	224	297	380	476	586	712	858	6,8	180	20,9	F	520	150	POE 10	C	DWG10	SM07	EMC3130U
45	248	322	407	505	618	747	895											
55	377	496	608	724	855	1011	1204	7,8	180	26,5	F	520	150	POE 10	C	DWG10	SM07	EMC3140U
45	396	536	663	789	922	1076	1259											
55	236	288	361	454	568	704	-	10	201	41,5	F	520	280	AB 32	C/V	DWG09	SM08	FFU160UAX
55	230	295	368	452	553	675	825											
-	-	-	-	-	-	-	-	10	187	30,0	F	520	350	POE 22	C/V	DWG04	SM04	NEU2140U
-	-	-	-	-	-	-	-											
-	-	-	-	-	-	-	-	8,2	177	31,5	F	270	200	POE 10	C	DWG01	SM01	EMC3145U
-	-	-	-	-	-	-	-											
55	-	526	664	826	1015	1233	-	10,2	191	UD	F	520	270	POE 22	C/V	UD	SM07	EHX2155U
45	442	560	699	863	1054	1277	-											
-	-	-	-	-	-	-	-	11	200	40	F	520	350	POE22	C/V	DWG04	SM04	NEU2155U
-	-	-	-	-	-	-	-											
-	-	-	-	-	-	-	-	11	200	40	F	520	350	POE 22	C/V	DWG04	SM06	NEU2155U
-	-	-	-	-	-	-	-											
55	368	472	599	750	925	1124	-	11,3	206	-	F	520	350	POE 22	C/V	DWG04	SM06	NEU2155U
45	397	508	643	802	985	1192	-											
-	-	-	-	-	-	-	-	11,6	206	46	F	520	350	POE 22	C/V	DWG04	SM10	NEX4160UA
-	-	-	-	-	-	-	-											
-	-	-	-	-	-	-	-	11,6	206	49	F	520	350	POE22	C/V	DWG04	SM06	NEU2168U
-	-	-	-	-	-	-	-											
-	-	-	-	-	-	-	-	11,6	206	30	F	520	350	POE 22	C/V	DWG04	SM04	NEU2168U
-	-	-	-	-	-	-	-											
-	-	-	-	-	-	-	-	11,6	206	30	F	520	350	POE 22	C/V	DWG04	SM06	NEU2168U
-	-	-	-	-	-	-	-											
-	-	-	-	-	-	-	-	11,6	206	49,5	F	520	350	POE 22	C/V	DWG04	SM10	NEX4170UA
-	-	-	-	-	-	-	-											

R290 | LBP - L/MBP | 60Hz

MODEL	Plant	Displac. cm <sup>3</sup>	HP	Voltage/Frequency	Motor Type	Torque	Application	Rated Point - ASHRAE		Rated Point - ARI 540		Cooling Capacity ARI 540							
								-23,3 °C / 54,4 °C		-23,3 °C / 48,9 °C		Cond. Temp. °C	Evaporating Temperature °C						
								Capacity W	Efficiency W/W	Capacity W	Efficiency W/W		W						
													-40	-35	-30	-25	-20	-15	-10
NT2160U(V)	SK	17,4	3/4	208-230V 60Hz 1~	CSIR	HST	LBP	828	1,34	604	1,00	55	-	-	401	515	650	806	982
	SK											45	298	382	492	626	786	971	1179
NT2160UV	SK	17,4	3/4	115V 60Hz 1~	CSR	HST	LBP	827	1,42	638	1,10	55	-	-	400	521	667	837	1031
	SK											45	300	379	490	633	807	1013	1250
NEU2178U	SK	18,7	1	208-230V 60Hz 1~	CSR	HST	LBP	1052	1,5	846	1,21	55	-	-	533	689	873	1083	1321
	SK											45	372	491	640	820	1029	1269	1538
NEU2178UV	SK	18,7	1	115-127V 60Hz 1~	CSR	HST	LBP	1054	1,47	841	1,21	55	-	-	551	703	880	1082	1308
	SK											45	392	512	661	838	1043	1275	1535
NEX4180UA	SK	18,7	1	115-127V 60Hz 1~	CSR	HST	L/MBP	1099	1,6	891	1,31	55	-	-	571	734	924	1140	1382
	SK											45	400	526	684	875	1098	1354	1641
NT2170U(V)	SK	20,4	3/4	208-230V 60Hz 1~	CSIR	HST	LBP	921	1,3	672	0,98	55	-	-	446	573	726	903	1104
	SK											45	325	419	544	698	883	1097	1340
NT2170UV	SK	20,4	3/4	115V 60Hz 1~	CSR	HST	LBP	970	1,38	772	1,12	55	-	-	495	641	818	1026	1265
	SK											45	372	474	613	787	997	1243	1525
NT2180UV	SK	22,4	1	208-230V 60Hz 1~	CSR	HST	LBP	1021	1,41	840	1,15	55	-	-	535	695	886	1107	1360
	SK											45	396	506	656	845	1074	1341	1648
NT2180UV	SK	22,4	1	115V 60Hz 1~	CSR	HST	LBP	1048	1,38	832	1,12	55	-	-	534	691	876	1089	1330
	SK											45	396	509	659	844	1065	1323	1616
NT2210UV	SK	27,8	1 1/4	208-230V 60Hz 1~	CSR	HST	LBP	1281	1,42	1051	1,12	55	-	-	671	863	1093	1360	1665
	SK											45	494	621	798	1024	1301	1627	2003
NT2210UV	SK	27,8	1 1/4	115V 60Hz 1~	CSR	HST	LBP	1322	1,39	1060	1,11	55	-	-	680	872	1104	1374	1684
	SK											45	514	651	833	1063	1338	1661	2029
NTX2213UV	SK	33,4	1 1/2	230V 60Hz 1~	CSR	HST	LBP	1839	1,56	1499	1,29	55	-	-	1007	1285	1609	1980	2397
	SK											45	725	945	1217	1541	1916	2344	2824
NIX2215US	SK	38,0	2	400V 50Hz / 440V 60Hz 3~	3PHASE	HST	LBP	2011	1,5	1127	1,25	-	-	-	-	-	-	-	-
	SK											-	-	-	-	-	-	-	-
NTX2211UV	SK	27,80	1 1/4	208-230V 60Hz	CSCR	HST	LBP	1535,00	1,55	1273,00	1,30	55	463	617	810	1041	1312	1620	1968
	SK											45	579	757	981	1251	1569	1932	2343

Cooling Capacity ASHRAE LBP													Drawings					
Cond. Temp. °C	Evaporating Temperature °C							Weight kg	Max Height mm	LRA A	Cooling Type	Fan Air Flow m <sup>3</sup> /h	Oil Charge cm <sup>3</sup>	Oil Type	Exp Device	External View Ref.	Wiring Diagram Ref.	Model
	W																	
	-35	-30	-25	-20	-15	-10	-5											
-	-	-	-	-	-	-	-	16,8	220	28	F	520	450	POE 22	C/V	DWG16	SM20	NT2160U(V)
-	-	-	-	-	-	-	-	16,5	220	54,4	F	520	450	POE 22	C/V	DWG17	SM21	NT2160UV
-	-	-	-	-	-	-	-	11,6	206	29	F	520	350	POE 22	C/V	DWG04	SM10	NEU2178U
-	-	-	-	-	-	-	-	11,6	206	51	F	520	350	POE 22	C/V	DWG04	SM10	NEU2178UV
-	-	-	-	-	-	-	-	11,6	206	53	F	520	350	POE 22	C/V	DWG04	SM10	NEX4180UA
-	-	-	-	-	-	-	-	17	220	30	F	520	450	POE 22	C/V	DWG16	SM20	NT2170U(V)
-	-	-	-	-	-	-	-	16,5	220	55	F	520	450	POE 22	C/V	DWG17	SM21	NT2170UV
-	-	-	-	-	-	-	-	16,7	220	30	F	520	450	POE22	C/V	DWG17	SM26	NT2180UV
-	-	-	-	-	-	-	-	16,5	220	54,5	F	520	450	POE 22	C/V	DWG17	SM21	NT2180UV
-	-	-	-	-	-	-	-	17,8	234	37	F	520	450	POE22	C/V	DWG17	SM26	NT2210UV
-	-	-	-	-	-	-	-	17,8	234	67	F	520	450	POE 22	C/V	DWG17	SM26	NT2210UV
55	-	-	1353	1727	2167	2671	3240	17,8	234	32	F	520	450	POE 22	C/V	DWG17	SM26	NTX2213UV
45	873	1132	1455	1840	2287	2798	3370	-	-	-	-	-	-	-	-	-	-	-
55	922	1240	1611	2032	2505	3029	-	21,8	277	23	F	800	750	POE 22	C/V	DWG14	SM18	NIX2215US
45	1016	1336	1710	2141	2626	3168	-	-	-	-	-	-	-	-	-	-	-	-
55	844	1108	1422	1785	2197	2658	3169	17,7	234	33	F	520	450	POE 22	C/V	DWG17	SM26	NTX2211UV
45	925	1202	1529	1905	2332	2808	3334	-	-	-	-	-	-	-	-	-	-	-

R290 | MBP | 60Hz

MODEL	Plant	Displac. cm <sup>3</sup>	HP	Voltage/Frequency	Motor Type	Torque	Application	Rated Point - ASHRAE		Rated Point - ARI540	
								7,2 °C / 54,4 °C		-6,7 °C / 48,9 °C	
								Capacity W	Efficiency W/W	Capacity W	Efficiency W/W
EMX6144U	SK	4,5	1/4	220-240V 50/60Hz 1~	CSIR	HST	MBP	767	2,63	UD	UD
	SK										
EMX6152U	SK	5,2	1/4	220-240V 50/60Hz 1~	CSIR	HST	MBP	841	2,81	UD	UD
	SK										
EMX6165U	SK	6,1	1/3	220-240V 50/60Hz 1~	CSIR	HST	MBP	987	2,62	568	1,96
	SK										
EMX6181U	SK	6,9	1/3	220-240V 50/60Hz 1~	CSIR	HST	MBP	1154	2,84	622	1,95
	SK										
NEK6152U	SK	5,4	1/4	115V 60Hz 1~	CSIR	HST	MBP	862	2,44	440	1,47
	SK										
NEK6165U	SK	6,2	1/4	115V 60Hz 1~	CSIR	HST	MBP	992	2,41	505	1,5
	SK										
NEU6181U	SK	7,3	1/3	115-127V 60Hz 1~	CSIR	HST	MBP	1197	2,7	633	1,72
	SK										
NEK6210U	SK	8,8	1/3	115V 60Hz 1~	CSIR	HST	MBP	1368	2,48	717	1,6
	SK										
NEU6214U	SK	12,1	1/2	208-230V 60Hz 1~	CSIR	HST	MBP	1945	2,39	1073	1,66
	SK										
NEU6214U	SK	12,1	1/2	208-230V 60Hz 1~	CSR	HST	MBP	1977	2,71	1089	1,81
	SK										
NEU6214U	SK	12,1	1/2	115-127V 60Hz 1~	CSIR	HST	MBP	1989	2,46	1085	1,74
	SK										
NEU6214U	SK	12,1	1/2	115-127V 60Hz 1~	CSR	HST	MBP	2021	2,68	1097	1,86
	SK										
NEU6217U	SK	14,3	3/4	208-230V 60Hz 1~	CSIR	HST	MBP	2258	2,25	1265	1,66
	SK										
NEU6217U	SK	14,3	3/4	208-230V 60Hz 1~	CSR	HST	MBP	2342	2,63	1290	1,83
	SK										
NEU6217U	SK	14,3	3/4	115-127V 60Hz 1~	CSIR	HST	MBP	2266	2,24	1261	1,67
	SK										
NEU6217U	SK	14,3	3/4	115-127V 60Hz 1~	CSR	HST	MBP	2332	2,53	1278	1,82
	SK										
NT6217UV	SK	14,5	1/2	115V 60Hz 1~	CSIR	HST	MBP	2103	2,53	1060	1,66
	SK										

Condensing Temperature °C	Cooling Capacity ARI 540					Weight kg	Max Height mm	LRA A	Cooling Type	Fan Air Flow m <sup>3</sup> /h	Oil Charge cm <sup>3</sup>	Oil Type	Exp Device	Drawings		Model
	Evaporating Temperature °C													External View Ref.	Wiring Diagram Ref.	
	W															
	-20	-15	-10	-5	0											
55	-	-	334	405	489	7,7	171	UD	S/F	270	150	POE 10	C/V	DWG01	SM29	EMX6144U
45	275	330	398	480	574											
55	-	-	351	430	522	7,7	171	11	S/F	270	150	POE 10	C/V	DWG01	SM29	EMX6152U
45	276	345	428	525	636											
55	-	-	446	543	656	7,7	171	UD	F	270	150	POE 10	C/V	DWG01	SM29	EMX6165U
45	355	434	533	648	784											
55	-	-	516	627	758	8	171	UD	F	270	150	POE 10	C/V	DWG01	SM29	EMX6181U
45	412	501	611	742	896											
55	-	-	345	421	507	9,8	187	25	F	520	350	POE 22	C/V	DWG04	SM04	NEK6152U
45	264	335	418	512	616											
55	-	-	404	488	586	10	187	28	F	520	350	POE 22	C/V	DWG04	SM04	NEK6165U
45	318	395	486	593	714											
55	-	-	495	611	744	10	187	30	F	520	350	POE 22	C/V	DWG04	SM04	NEU6181U
45	388	487	605	742	897											
55	-	-	570	698	843	10,6	200	37	F	520	350	POE 22	C/V	DWG04	SM04	NEK6210U
45	445	556	685	831	996											
55	-	-	841	1031	1250	11,1	206	23	F	520	350	POE 22	C/V	DWG04	SM04	NEU6214U
45	663	815	1000	1220	1472											
55	-	-	852	1050	1283	11,1	206	23	F	520	350	POE 22	C/V	DWG04	SM06	NEU6214U
45	677	827	1012	1233	1489											
55	-	-	865	1051	1261	11,5	206	42	F	520	350	POE 22	C/V	DWG04	SM04	NEU6214U
45	678	836	1022	1234	1474											
55	-	-	873	1060	1273	11,5	206	42	F	520	350	POE 22	C/V	DWG04	SM06	NEU6214U
45	685	845	1034	1251	1496											
55	-	-	1089	1313	1569	11,6	206	29	F	520	350	POE 22	C/V	DWG04	SM04	NEU6217U
45	867	1059	1285	1546	1845											
55	-	-	1121	1356	1621	11,6	206	29	F	520	350	POE 22	C/V	DWG04	SM06	NEU6217U
45	877	1078	1312	1581	1888											
55	-	-	965	1185	1449	11,6	206	45	F	520	350	POE 22	C/V	DWG04	SM04	NEU6217U
45	793	955	1164	1422	1727											
55	-	-	989	1216	1489	11,6	206	45	F	520	350	POE 22	C/V	DWG04	SM06	NEU6217U
45	793	971	1193	1459	1770											
55	-	-	781	977	1209	16,2	220	44	F	520	450	POE 22	C/V	DWG16	SM20	NT6217UV
45	558	749	978	1247	1557											

R290 | MBP | 60Hz

MODEL	Plant	Displac. cm <sup>3</sup>	HP	Voltage/Frequency	Motor Type	Torque	Application	Rated Point - ASHRAE		Rated Point - ARI540	
								7,2 °C / 54,4 °C		-6,7 °C / 48,9 °C	
								Capacity W	Efficiency W/W	Capacity W	Efficiency W/W
NT6217UV	SK	14,5	1/2	115V 60Hz 1~	CSR	HST	MBP	2178	2,81	1073	1,79
	SK										
NEX6221UA	SK	16,8	1	115-127V 60Hz 1~	CSCR	HST	MBP	2814	2,63	1572	1,9
	SK										
NT6220UV	SK	17,4	3/4	115V 60Hz 1~	CSR	HST	MBP	2594	2,8	1287	1,79
	SK										
NT6222UV	SK	20,4	3/4	115V 60Hz 1~	CSR	HST	MBP	3023	2,73	1522	1,78
	SK										
NTX6222UV	SK	20,4	1	115-127V 60Hz 1~	CSR	HST	MBP	3323	2,84	1802	1,96
	SK										
NT6224UV	SK	22,4	1	208-230V 60Hz 1~	CSR	HST	MBP	3379	2,69	1739	1,82
	SK										
NTX6225UV	SK	22,4	1	208-230V 60Hz 1~	CSR	HST	MBP	3596	2,85	2000	1,97
	SK										
NTX6238UV	SK	33,4	1 1/2	230V 60Hz 1~	CSCR	HST	MBP	-	-	3023	1,87
	SK										
NIX6244US	SK	38,0	2	400V 50Hz / 440V 60Hz 3~	3PHASE	HST	MBP	5976	2,51	3439	1,9
	SK										

Condensing Temperature °C	Cooling Capacity ARI 540					Weight kg	Max Height mm	LRA A	Cooling Type	Fan Air Flow m <sup>3</sup> /h	Oil Charge cm <sup>3</sup>	Oil Type	Exp Device	Drawings		Model
	Evaporating Temperature °C															
	W															
	-20	-15	-10	-5	0											
55	-	-	790	1016	1296	16,2	220	44	F	520	450	POE 22	C/V	DWG16	SM23	NT6217UV
45	577	754	977	1250	1574											
55	829	991	1212	1490	1826	11,6	206	49,5	F	520	350	ESTER	C/V	DWG04	SM10	NEX6221UA
45	993	1192	1448	1761	2130											
55	-	-	996	1224	1479	16,6	220	54,5	F	520	450	POE 22	C/V	DWG17	SM21	NT6220UV
45	771	952	1195	1501	1870											
55	-	-	1181	1476	1798	16,5	220	54,5	F	520	450	POE 22	C/V	DWG17	SM21	NT6222UV
45	923	1146	1433	1785	2202											
55	-	-	1348	1679	2056	16,5	220	60	F	520	450	POE 22	C/V	UD	SM26	NTX6222UV
45	1003	1297	1638	2026	2460											
55	-	-	1355	1673	2028	16,8	220	33,7	F	520	450	POE 22	C/V	DWG16	SM23	NT6224UV
45	1041	1315	1634	1995	2401											
55	-	-	1559	1907	2303	17,9	234	35	F	520	450	POE 22	C/V	UD	SM26	NTX6225UV
45	1210	1511	1863	2266	2721											
55	1598	1928	2360	2892	3525	17,7	234	-	F	520	450	POE 22	C/V	UD	SM26	NTX6238UV
45	1906	2306	2805	3401	4096											
55	-	-	2685	3290	4010	21,8	277	22	F	800	750	POE 22	C/V	DWG14	SM18	NIX6244US
45	2169	2624	3191	3869	4660											

R290 | MBP | 50Hz

MODEL	Plant	Displac. cm <sup>3</sup>	HP	Voltage/Frequency	Motor Type	Torque	Application	Rated Point - ASHRAE		Rated Point - EN12900	
								7,2 °C / 54,4 °C		-10 °C / 45 °C	
								Capacity W	Efficiency W/W	Capacity W	Efficiency W/W
EMX6144U	SK	4,5	1/4	220-240V 50/60Hz 1 ~	CSIR	HST	MBP	639	2,68	344	1,94
	SK										
EMX6152U	SK	5,2	1/4	220-240V 50/60Hz 1 ~	CSIR	HST	MBP	712	2,79	381	1,96
	SK										
EMX6165U	SK	6,1	1/3	220-240V 50/60Hz 1 ~	CSIR	HST	MBP	837	2,72	451	1,97
	SK										
EMX6181U	SK	6,9	1/3	220-240V 50/60Hz 1 ~	CSIR	HST	MBP	975	2,9	532	2,11
	SK										
EMX6181U	SK	6,9	1/3	220-240V 50Hz 1 ~	CSIR	HST	MBP	975	2,9	532	2,11
	SK										
EMX6210U	SK	9,0	1/3	220-240V 50Hz 1 ~	CSIR	HST	MBP	1266	2,68	690	2,04
	SK										
NEU5181U	SK	7,3	1/3	220-240V 50Hz 1 ~	RSCR	LST	MBP	1021	2,94	563	2,14
	SK										
NEU6181U	SK	7,3	1/3	220-240V 50Hz 1 ~	CSIR	HST	MBP	1000	2,7	548	1,99
	SK										
NEU6210U	SK	8,8	1/3	220-240V 50Hz 1 ~	CSIR	HST	MBP	1231	2,66	645	1,8
	SK										
NEU6212U	SK	10,0	1/2	220-240V 50Hz 1 ~	CSIR	HST	MBP	1386	2,61	793	1,96
	SK										
NEU6212U	SK	10,0	1/2	220-240V 50Hz 1 ~	CSR	HST	MBP	1397	2,79	800	2,09
	SK										
EHU6212U	CN	10,6	1/2	220-240V 50Hz 1 ~	CSIR	HST	MBP	1478	2,64	811	2,03
	CN										
NEU6214U	SK	12,1	1/2	220-240V 50Hz 1 ~	CSIR	HST	MBP	1645	2,47	936	1,96
	SK										
NEU6214U	SK	12,1	1/2	220-240V 50Hz 1 ~	CSR	HST	MBP	1682	2,75	944	2,11
	SK										
EHU6214U	CN	12,2	1/2	220-240V 50Hz 1 ~	CSIR	HST	MBP	1651	2,56	923	2,02
	CN										
NEU6217U	SK	14,3	3/4	220-240V 50Hz 1 ~	CSIR	HST	MBP	1903	2,35	1032	1,83
	SK										
NEU6217U	SK	14,3	3/4	220-240V 50Hz 1 ~	CSR	HST	MBP	1967	2,76	1058	2,04
	SK										
NEX6217UA	SK	14,3	3/4	220-240V 50Hz 1 ~	CSIR	HST	MBP	1944	2,56	1055	1,91
	SK										
NEX6217UA	SK	14,3	3/4	220-240V 50Hz 1 ~	CSR	HST	MBP	1984	2,89	1071	2,09
	SK										
NEU6220U	SK	16,8	3/4	220-240V 50Hz 1 ~	CSR	HST	MBP	2292	2,6	1317	2,09
	SK										

Condensing Temperature °C	Cooling Capacity EN12900							Weight kg	Max Height mm	LRA A	Cooling Type	Fan Air Flow m <sup>3</sup> /h	Oil Charge cm <sup>3</sup>	Oil Type	Exp Device	Drawings		Model
	Evaporating Temperature °C															External View Ref.	Wiring Diagram Ref.	
	W																	
	-20	-15	-10	-5	0	5	10											
55	-	-	291	355	428	509	598	7,7	171	UD	S/F	270	150	POE 10	C/V	DWG01	SM29	EMX6144U
45	228	282	346	520	505	600	705											
55	-	-	316	388	470	563	666	7,7	171	II	S/F	270	150	POE 10	C/V	DWG01	SM29	EMX6152U
45	247	307	378	451	556	663	782											
55	-	-	378	461	556	662	780	7,7	171	UD	F	270	150	POE 10	C/V	DWG01	SM29	EMX6165U
45	298	367	451	548	659	783	920											
55	-	-	454	544	647	768	914	8	171	16	F	270	150	POE 10	C/V	DWG01	SM29	EMX6181U
45	352	443	537	641	760	901	1068											
55	-	-	454	544	647	768	914	8	171	16	F	270	150	POE 10	C/V	DWG01	SM29	EMX6181U
45	352	443	537	641	760	901	1068											
55	-	-	588	711	849	1003	1172	8,1	171	16	F	270	150	POE 10	C/V	DWG01	SM29	EMX6210U
45	463	570	696	840	1003	1185	1386											
55	-	-	475	582	704	843	1000	10	187	16	F	520	350	POE 22	C/V	DWG03	SM01	NEU5181U
45	364	455	563	687	829	990	1169											
55	-	-	461	564	683	819	974	10	187	13	F	520	350	POE 22	C/V	DWG03	SM05	NEU6181U
45	355	443	548	669	808	965	1142											
55	-	-	543	668	812	973	1154	10,7	200	20	F	520	350	POE 22	C/V	DWG03	SM05	NEU6210U
45	419	523	648	792	957	1143	1349											
55	-	-	667	819	995	1195	1419	11,1	200	20,5	F	520	350	POE 22	C/V	DWG03	SM29	NEU6212U
45	522	644	791	962	1157	1377	1621											
55	-	-	683	833	1006	1201	1420	11,1	200	20,5	F	520	350	POE 22	C/V	DWG03	SM06	NEU6212U
45	523	652	803	974	1165	1378	1611											
55	-	-	712	856	1019	1206	1414	9,5	191	UD	F	520	270	POE 22	C/V	UD	SM07	EHU6212U
45	559	685	832	1000	1190	1402	1636											
55	-	-	796	969	1167	1388	1634	11,2	200	18	F	520	350	POE 22	C/V	DWG03	SM05	NEU6214U
45	619	763	934	1133	1361	1616	1899											
55	-	-	807	981	1179	1401	1648	11,2	200	18	F	520	350	POE 22	C/V	DWG03	SM06	NEU6214U
45	624	770	943	1143	1369	1623	1903											
55	-	-	809	973	1159	1366	1593	10,2	191	UD	F	520	270	POE 22	C/V	UD	SM07	EHU6214U
45	582	709	860	1034	1230	1448	1688											
55	-	-	876	1061	1271	1504	1762	11,6	206	21	F	520	350	POE 22	C/V	DWG03	SM05	NEU6217U
45	692	846	1030	1244	1487	1760	2063											
55	-	-	902	1095	1315	1561	1835	11,6	206	21	F	520	350	POE 22	C/V	DWG03	SM06	NEU6217U
45	704	865	1058	1283	1541	1830	2151											
55	-	-	903	1100	1325	1579	1862	11,4	210	21,5	F	520	350	POE 22	C/V	TBD	TBD	NEX6217UA
45	705	864	1058	1288	1554	1854	2190											
55	-	-	929	1131	1360	1616	1899	11,4	210	21,5	F	520	350	POE 22	C/V	TBD	TBD	NEX6217UA
45	720	883	1082	1317	1587	1892												
55	-	-	1097	1324	1579	1867	2189	11,6	206	22	F	520	350	POE 22	C/V	DWG03	SM06	NEU6220U
45	925	1144	1396	1682	2007	2372	2781											

R290 | MBP | 50Hz

MODEL	Plant	Displac. cm <sup>3</sup>	HP	Voltage/Frequency	Motor Type	Torque	Application	Rated Point - ASHRAE		Rated Point - EN12900	
								7,2 °C / 54,4 °C		-10 °C / 45 °C	
								Capacity W	Efficiency W/W	Capacity W	Efficiency W/W
NEX6222UA	SK	18,7	1	220-240V 50Hz 1 ~	CSR	HST	MBP	2617	2,82	1429	2,14
	SK										
NEX6225UA	SK	21,0	1	220-240V 50Hz 1 ~	CSR	HST	MBP	2916	2,68	1612	2,07
	SK										
NT6220U	SK	17,4	3/4	220-240V 50Hz 1 ~	CSIR	HST	MBP	2202	2,45	1193	1,76
	SK										
NT6220U	SK	17,4	3/4	220-240V 50Hz 1 ~	CSR	HST	MBP	2250	2,79	1184	1,89
	SK										
NT6222U	SK	20,4	1	220-240V 50Hz 1 ~	CSIR	HST	MBP	2537	2,37	1372	1,74
	SK										
NT6222U	SK	20,4	1	220-240V 50Hz 1 ~	CSR	HST	MBP	2635	2,77	1412	1,92
	SK										
NT6224U	SK	22,4	1	220-240V 50Hz 1 ~	CSR	HST	MBP	2843	2,73	1558	2,11
	SK										
NT6230U	SK	27,8	1 1/4	220-240V 50Hz 1 ~	CSR	HST	MBP	3621	2,63	1935	1,93
	SK										
NTX6233U	SK	27,8	1 1/4	220-240V 50Hz 1 ~	CSR	HST	MBP	3774	2,77	2083	2,04
	SK										
NTX6238U	SK	33,4	1 1/2	220-240V 50Hz 1 ~	CSR	HST	MBP	4416	2,6	2485	2
	SK										
NJX6244U	SK	38,0	2	220-240V 50Hz 1 ~	CSR	HST	MBP	5183	2,61	2744	1,99
	SK										
NJX6244US	SK	38,0	2	400V 50Hz / 440V 60Hz 3 ~	3PHASE	HST	MBP	5205	2,7	2737	2,01
	SK										

Condensing Temperature °C	Cooling Capacity EN12900							Weight kg	Max Height mm	LRA A	Cooling Type	Fan Air Flow m <sup>3</sup> /h	Oil Charge cm <sup>3</sup>	Oil Type	Exp Device	Drawings		Model
	Evaporating Temperature °C															External View Ref.	Wiring Diagram Ref.	
	W																	
	-20	-15	-10	-5	0	5	10											
55	-	-	1213	1471	1764	2090	2451	11,6	210	24	F	520	350	POE 22	C/V	DWG04	SM10	NEX6222UA
45	945	1162	1422	1723	2067	2453	2880											
55	-	-	1374	1662	1986	2346	2741	11,6	210	28	F	520	350	POE 22	C/V	DWG04	SM10	NEX6225UA
45	1069	1317	1608	1944	2322	2743	3206											
55	-	-	995	1236	1506	1803	2129	17	220	30	F	520	450	POE 22	C/V	DWG16	SM19	NT6220U
45	757	954	1193	1472	1791	2150	2549											
55	-	-	927	1157	1446	1815	2283	17	220	30	F	520	450	POE 22	C/V	DWG16	SM23	NT6220U
45	702	906	1135	1409	1747	2169	2695											
55	-	-	1118	1400	1726	2097	2505	17	220	30	F	520	450	POE 22	C/V	DWG16	SM19	NT6222U
45	865	1095	1372	1695	2060	2465	2907											
55	-	-	1177	1471	1803	2174	2581	17	220	30	F	520	450	POE 22	C/V	DWG16	SM23	NT6222U
45	897	1132	1412	1735	2104	2513	2965											
55	-	-	1274	1583	1938	2336	2773	17,2	220	26	F	520	450	POE 22	C/V	DWG16	SM23	NT6224U
45	966	1239	1557	1920	2321	2761	3232											
55	-	-	1623	1998	2437	2850	3350	17,4	243	39	F	520	450	POE 22	C/V	DWG17	SM21	NT6230U
45	1240	1561	1939	2376	2871	3350	3810											
55	-	-	1780	2161	2590	3066	3587	17,8	243	40	F	520	450	POE 22	C/V	UD	SM26	NTX6233U
45	1383	1710	2092	2528	3017	3557	4148											
55	-	-	2082	2527	3025	3576	4181	17,8	243	40	F	520	450	POE 22	C/V	UD	SM26	NTX6238U
45	1606	1998	2450	29663	3536	4171	4866											
55	-	-	2370	2890	3495	4186	4963	21,8	277	52	F	800	750	POE 22	C/V	DWG14	SM16	NJX6244U
45	1806	2242	2771	3392	4106	4913	5813											
55	-	-	2362	2891	3514	4229	5038	21,8	277	22	F	800	750	POE 22	C/V	DWG14	SM18	NJX6244US
45	1834	2273	2801	3418	4124	4918	5801											



R600a | LBP - L/MBP | 50Hz

MODEL	Plant	Displac. cm <sup>3</sup>	HP	Voltage/Frequency	Motor Type	Torque	Application	Rated Point - ASHRAE		Rated Point - CE-COMAF		Cooling Capacity CECOMAF						
								-23,3 °C / 54,4 °C		-25 °C / 55 °C		Cond. Temp. °C	Evaporating Temperature °C					
								Capacity W	Efficiency W/W	Capacity W	Efficiency W/W		W					
													-30	-25	-20	-15	-10	-5
EMX3118Y	SK	12,2	1/5	100V 50/60Hz 1~	RSCR	LST	L/MBP	208	1,67	-	-	55	-	-	-	-	-	
	SK											45	-	-	-	-	-	-
EMX3118Y	SK	12,2	1/5	100V 50Hz / 100-127V 60Hz 1~	RSCR	LST	L/MBP	212	1,66	-	-	55	-	-	-	-	-	
	SK											45	-	-	-	-	-	-
EMY3118Y	SK	12,2	1/5	220-240V 50Hz 1~	RSIR	LST	L/MBP	212	1,49	157	1,16	55	-	-	-	-	-	
	SK											45	-	-	-	-	-	-
EMY3118Y	SK	12,2	1/5	220-240V 50Hz 1~	RSCR	LST	L/MBP	213	1,58	158	1,23	55	-	-	-	-	-	
	SK											45	-	-	-	-	-	-
EMX3118Y	SK	12,2	1/5	220-240V 50Hz 1~	RSCR	LST	L/MBP	214	1,72	159	1,34	55	-	-	-	-	-	
	SK											45	-	-	-	-	-	-
EMX80CLT	SK	12,2	1/5	220-240V 50Hz 1~	RSCR	LST	LBP	213	1,73	162	1,36	55	118	162	207	265	331	406
	SK											45	139	185	240	305	380	464
EGYS90CLP	BR	12,21	1/4+	220-240V 50Hz 1~	RSIR	LST	LBP	215	1,69	-	-	-	-	-	-	-	-	-
EGYS90CLP	BR	12,21	1/4+	220-240V 50/60 Hz 1~	RSIR	LST	LBP	217	1,71	-	-	-	-	-	-	-	-	-
EGAS100CLP	BR	13,54	1/3	220V 50/60Hz 1~	RSIR	LST	LBP	232	1,33	-	-	-	-	-	-	-	-	-
EGX100CLC	BR	13,54	1/3	220-240V 50Hz 1~	RSCR	LST	LBP	248	1,87	-	-	-	-	-	-	-	-	-
EGYS110CLC	BR	14,87	1/3	220-240V 50Hz 1~	RSCR	LST	LBP	263	1,83	-	-	-	-	-	-	-	-	-

Cond. Temp. °C	Cooling Capacity ASHRAE LBP							Weight kg	Max Height mm	LRA A	Cooling Type	Fan Air Flow m <sup>3</sup> /h	Oil Charge cm <sup>3</sup>	Oil Type	Exp Device	Drawings		Model
	Evaporating Temperature °C															External View Ref.	Wiring Diagram Ref.	
	W																	
	-30	-25	-20	-15	-10	-5												
55	128	169	223	291	373	468	577	7,6	166	15	S	-	150	AB 5	C	DWG01	SM01	EMX3118Y
45	135	179	237	308	393	492	604											
55	128	169	223	291	373	468	577	7,7	166	14,1	S/F	270	150	AB 5	C/V	DWG01	SM01	EMX3118Y
45	135	179	237	308	393	492	604											
55	107	147	196	256	325	404	492	7,7	171	7,8	S/F	270	150	AB 5	C/V	DWG01	SM00	EMY3118Y
45	116	158	209	268	336	412	496											
55	106	144	193	254	327	412	508	7,6	171	7,8	S/F	270	150	AB 5	C/V	DWG01	SM01	EMY3118Y
45	118	157	207	267	338	420	513											
55	110	146	195	255	326	405	491	7,9	171	7,5	S/F	270	150	AB 5	C/V	DWG01	SM01	EMX3118Y
45	111	150	201	264	337	418	506											
								7,9	171	7,5	S	-	150	AB 5	C	DWG01	SM02	EMX80CLT
55	118	153	198	255	324	407	505	10,9	201	8,8	S	-	280	AB 5	C	DWG09	SM09	EGYS90CLP
45	109	151	198	253	321	403	-											
55	126	163	215	280	359	454	564	10,4	201	10,3	S	-	280	AB 5	C	DWG09	SM09	EGAS100CLP
45	111	160	207	258	320	397	497											
55	111	160	207	258	320	397	497	11,2	201	4,9	S	-	280	AB 5	C	DWG09	SM09	EGX100CLC
45	141	187	242	307	388	487	-											
55	141	187	242	307	388	487	-	11	201	8,4	S	-	280	AB 5	C	DWG09	SM09	EGYS110CLC
45																		

EL (R600a LBP 50Hz)

MODEL	Plant	Displac. cm <sup>3</sup>	HP	Voltage/Frequency	Motor Type	Torque	Application	Rated Point - ASHRAE		Cooling Capacity ASHRAE												
								-23,3 °C / 54,4 °C		Condensing Temperature °C	Evaporating Temperature °C											
								Capacity W	Efficiency W/W		W											
											-40	-35	-30	-23,3	-25	-20	-15	-10	-5			
ELZ1104Y	AT	3,0	1/14	220 - 240V / 50Hz	RSIR	LST	LBP	50	1,67	55	-	21	32,2	45	50	60,5	79,1	102,2	128,7			
										45	-	26	36,4	49	53,9	64,5	83,5	106,5	134,6			
ELZ1105Y	AT	3,5	1/12	220 - 240V / 50Hz	RSIR	LST	LBP	60,9	1,67	55	-	25,6	39,3	55,1	60,9	73,4	95,2	123,1	152,5			
										45	-	31,4	44,4	59,8	65,7	78,4	100,7	128,3	159,5			
ELZ1106Y	AT	4,0	1/10	220 - 240V / 50Hz	RSIR	LST	LBP	73,2	1,69	55	-	30,8	47,3	66,1	73,2	88,2	114,5	148	183,3			
										45	-	37,7	53,4	71,9	79	94,1	120,9	154,2	191,7			
ELZ1107Y	AT	4,5	1/9	220 - 240V / 50Hz	RSIR	LST	LBP	86,2	1,69	55	-	36,3	55,6	77,8	86,2	103,9	134,8	174,2	215,7			
										45	-	44,5	62,9	84,7	93	110,9	142,5	181,7	225,8			
ELZ1108Y	AT	5,5	1/8	220 - 240V / 50Hz	RSIR	LST	LBP	98,4	1,66	55	-	48,1	67,2	89,8	98,4	116,9	149,9	193,7	237,8			
										45	-	56,7	74,7	96,6	105,1	123,5	156,5	199,5	245			
ELZ1110Y	AT	6,2	1/7	220 - 240V / 50Hz	RSIR	LST	LBP	111,7	1,64	55	-	53,5	75,8	101,8	111,7	133	170,6	220,5	270,5			
										45	-	65,6	85,7	110,4	120,1	141	178,6	227,7	279,6			
ELX1104Y	AT	3,0	1/14	220 - 240V / 50Hz	RSCR	LST	LBP	49,4	1,72	55	-	20,6	31,8	44,5	49,4	59,9	78,4	101,3	127,9			
										45	-	26,1	36,5	49,1	54,1	64,6	83,6	106,6	134,7			
ELX1105Y	AT	3,5	1/12	220 - 240V / 50Hz	RSCR	LST	LBP	60	1,76	55	-	24,9	38,6	54,2	60	72,4	94,1	121,6	150,9			
										45	-	31,5	44,5	59,8	65,7	78,2	100,4	128	159			
ELX1106Y	AT	4,0	1/10	220 - 240V / 50Hz	RSCR	LST	LBP	72,4	1,76	55	-	30,1	46,6	65,3	72,4	87,2	113,4	146,6	181,9			
										45	-	37,9	53,6	72,1	79,2	94,3	121	154,3	191,7			
ELX1107Y	AT	4,5	1/9	220 - 240V / 50Hz	RSCR	LST	LBP	85,2	1,75	55	-	35,4	54,8	76,9	85,2	102,8	133,6	172,7	214,3			
										45	-	44,7	63,1	84,9	93,3	111,1	142,6	181,7	225,8			
ELX1108Y	AT	5,5	1/8	220 - 240V / 50Hz	RSCR	LST	LBP	96	1,72	55	-	46,1	65,1	87,5	96	114,3	146,9	189,8	233,9			
										45	-	57	75	96,8	105,3	105,3	116,4	148,4	244,2			
ELX1110Y	AT	6,2	1/7	220 - 240V / 50Hz	RSCR	LST	LBP	110,4	1,72	55	-	52,4	74,7	100,6	110,4	131,6	169,9	218,2	268,3			
										45	-	65,8	86	110,6	120,3	141,2	178,7	227,8	279,3			
ELT1104Y	AT	3,0	1/14	220 - 240V / 50Hz	RSIR	LST	LBP	45	1,44	55	-	18	27,6	38,5	44,9	54,3	71	91,8	113			
										45	-	22,2	31,1	41,9	48,4	58	75	95,6	118,2			
ELT1104Y	AT	3,0	1/14	208 - 230V / 60Hz	RSIR	LST	LBP	52	1,44	55	-	21	32,2	44,9	51,8	62,7	82	106	131			
										45	-	25,9	36,3	48,9	55,9	66,9	86,6	110,4	137			
ELT1104Y	AT	3,0	1/14	220 - 240V / 50Hz	RSCR	LST	LBP	45	1,51	55	-	18	27,6	38,5	44,9	54,3	71	91,8	113			
										45	-	22,2	31,1	41,9	48,4	58	75	95,6	118,2			
ELT1104Y	AT	3,0	1/14	208 - 230V / 60Hz	RSCR	LST	LBP	45	1,51	55	-	21	32,2	44,9	51,8	62,7	82	106	131			
										45	-	25,9	36,3	48,9	55,9	66,9	86,6	110,4	137			
ELY1104Y	AT	3,0	1/12	100-127V / 60Hz	RSIR	LST	LBP	58	1,57	55	-	28	42,9	59,9	56,3	68,1	89	115	141			
										45	-	34,5	48,4	65,2	60,7	72,6	94	119,8	147,5			
ELY1104Y	AT	3,0	1/12	100-127V / 60Hz	RSCR	LST	LBP	58	1,63	55	-	28	42,9	59,9	56,3	68,1	89	115	141			
										45	-	34,5	48,4	65,2	60,7	72,6	94	119,8	147,5			

Weight kg	Max Height mm	LRA A	Cooling Type	Fan Air Flow m <sup>3</sup> /h	Oil Charge cm <sup>3</sup>	Oil Type	Exp Device	Drawings		
								External View Ref.	Wiring Diagram Ref.	Model
3,6	133	0,95	S	-	77	Mineral 2,3cSt	C	DWG13	SM32	ELZ1104Y
3,6	133	1,5	S	-	77	Mineral 2,3cSt	C	DWG13	SM32	ELZ1105Y
3,6	133	1,81	S	-	77	Mineral 2,3cSt	C	DWG13	SM32	ELZ1106Y
3,7	133	1,85	S	-	77	Mineral 2,3cSt	C	DWG13	SM32	ELZ1107Y
3,7	133	2,12	S	-	77	Mineral 2,3cSt	C	DWG13	SM32	ELZ1108Y
3,7	133	2,25	S	-	77	Mineral 2,3cSt	C	DWG13	SM32	ELZ1110Y
3,7	133	1	S	-	77	Mineral 2,3cSt	C	DWG13	SM32	ELX1104Y
3,7	133	1,4	S	-	77	Mineral 2,3cSt	C	DWG13	SM32	ELX1105Y
3,7	133	1,45	S	-	77	Mineral 2,3cSt	C	DWG13	SM32	ELX1106Y
3,8	133	1,82	S	-	77	Mineral 2,3cSt	C	DWG13	SM32	ELX1107Y
3,8	133	2,01	S	-	77	Mineral 2,3cSt	C	DWG13	SM32	ELX1108Y
3,8	133	2,3	S	-	77	Mineral 2,3cSt	C	DWG13	SM32	ELX1110Y
3,7	133	1,48	S	-	77	Mineral 2,3cSt	C	DWG13	SM32	ELT1104Y
3,7	133	1,35	S	-	77	Mineral 2,3cSt	C	DWG13	SM32	ELT1104Y
3,8	133	1,48	S	-	77	Mineral 2,3cSt	C	DWG13	SM32	ELT1104Y
3,8	133	1,28	S	-	77	Mineral 2,3cSt	C	DWG13	SM32	ELT1104Y
3,8	133	2,8	S	-	77	Mineral 2,3cSt	C	DWG13	SM32	ELY1104Y
3,9	133	3,1	S	-	77	Mineral 2,3cSt	C	DWG13	SM32	ELY1104Y

EL (R600a LBP 50Hz)

MODEL	Plant	Displac. cm <sup>3</sup>	HP	Voltage/Frequency	Motor Type	Torque	Application	-23,3 °C / 54,4 °C		Condensing Temperature °C	Evaporating Temperature °C									
								Capacity W	Efficiency W/W		W									
											-40	-35	-25	-23,3	-15	-10	0	5	10	
ELZ3104Y	AT	3,0	1/14	220 - 240V / 50Hz	RSCR	LST	LBP/MBP	46,5	1,52	55	-	13,6	40,9	46,5	73,8	93,9	145	177,3	214,9	
										45	-	20,4	45,3	50,92	78,3	99,2	153	187,1	226,7	
ELZ3105Y	AT	3,5	1/12	220 - 240V / 50Hz	RSCR	LST	LBP/MBP	54,8	1,56	55	-	22,9	48,3	54,8	86,4	110,6	170,3	206,3	246,6	
										45	-	29,4	53,4	60,01	92	117,3	180,3	218,5	261,4	
ELZ3106Y	AT	4,0	1/10	220 - 240V / 50Hz	RSCR	LST	LBP/MBP	69,4	1,64	55	-	32	62,2	69,4	104,4	131,2	198,6	240,2	287,7	
										45	-	37,1	68,2	75,92	113,5	142,6	215,9	261	312,3	
ELZ3107Y	AT	4,5	1/9	220 - 240V / 50Hz	RSCR	LST	LBP/MBP	81,7	1,62	55	-	36,2	73,1	81,7	123,8	155,6	234,7	282,9	337,5	
										45	-	44,7	80,5	89,47	133,5	167,6	253,5	306,1	365,9	
ELZ3108Y	AT	5,5	1/8	220 - 240V / 50Hz	RSCR	LST	LBP/MBP	96,7	1,55	55	-	50,1	86,9	96,7	144,3	181,4	274,5	331,1	394,9	
										45	-	56,3	95,6	106,07	157,2	197,1	297	357,7	425,8	
ELZ3104Y	AT	3,0	1/14	220 - 240V / 50Hz	RSIR	LST	LBP/MBP	45,9	1,43	55	-	14,9	40,4	45,9	72,9	93,3	144,6	176,8	214	
										45	-	21	44,7	50,27	77,5	98,4	152,2	185,9	224,7	
ELZ3105Y	AT	3,5	1/12	220 - 240V / 50Hz	RSIR	LST	LBP/MBP	54,3	1,46	55	-	23,1	48	54,3	84,9	108,8	169	205,9	247,9	
										45	-	28,4	53	59,46	91	115,9	178,7	217,4	261,2	
ELZ3106Y	AT	4,0	1/10	220 - 240V / 50Hz	RSIR	LST	LBP/MBP	67,3	1,53	55	-	36,3	60,1	67,3	102,6	130,2	197	235,8	277,6	
										45	-	36,9	65,9	73,62	111,3	139,5	206,1	244,1	284,6	
ELZ3107Y	AT	4,5	1/9	220 - 240V / 50Hz	RSIR	LST	LBP/MBP	81,3	1,54	55	-	35,7	72,8	81,3	122,7	153,9	232,5	281,1	336,7	
										45	-	42	80,1	89,03	132,9	166,3	250,6	302,5	361,9	
ELZ3108Y	AT	5,5	1/8	220 - 240V / 50Hz	RSIR	LST	LBP/MBP	96,7	1,47	55	-	50,1	86,9	96,7	144,3	181,4	274,5	331,1	394,9	
										45	-	56,3	95,6	106,07	157,2	197,1	297	357,7	425,8	

Weight kg	Max Height mm	LRA A	Cooling Type	Fan Air Flow m <sup>3</sup> /h	Oil Charge cm <sup>3</sup>	Oil Type	Exp Device	External View Ref.	Wiring Diagram Ref.	Model
3,8	133	1,6	S	-	77	Mineral 2,3cSt	C	DWG13	SM32	ELZ3104Y
3,8	133	2,2	S	-	77	Mineral 2,3cSt	C	DWG13	SM32	ELZ3105Y
3,8	133	2,4	S	-	77	Mineral 2,3cSt	C	DWG13	SM32	ELZ3106Y
3,9	133	2,4	S	-	77	Mineral 2,3cSt	C	DWG13	SM32	ELZ3107Y
3,9	133	3,1	S	-	77	Mineral 2,3cSt	C	DWG13	SM32	ELZ3108Y
3,7	133	1,54	S	-	77	Mineral 2,3cSt	C	DWG13	SM32	ELZ3104Y
3,7	133	2,1	S	-	77	Mineral 2,3cSt	C	DWG13	SM32	ELZ3105Y
3,7	133	2,3	S	-	77	Mineral 2,3cSt	C	DWG13	SM32	ELZ3106Y
3,8	133	2,3	S	-	77	Mineral 2,3cSt	C	DWG13	SM32	ELZ3107Y
3,8	133	3	S	-	77	Mineral 2,3cSt	C	DWG13	SM32	ELZ3108Y

R600a | LBP - L/MBP

MODEL	Plant	Displac. cm <sup>3</sup>	HP	Voltage/Frequency	Motor Type	Torque	Application	Rated Point - ASHRAE		Cooling Capacity ASHRAE							
								-23,3 °C / 54,4 °C		Condensing temperature °C	Evaporating Temperature °C						
								Capacity W	Efficiency W/W		W						
											-35	-30	-25	-20	-15	-10	-5
EMX20CLC	BR	3,97	1/12	115 - 127V 60Hz 1~	RSCR	LST	LBP	77	1,56	55	51	69	90	115	147	-	-
EMX3109Y	SK	6,2	1/10	100V 50Hz / 100-127V 60Hz 1~	RSIR/RSCR	LST	L/MBP	125	1,76	55	80	108	144	187	237	295	
	SK									45	88	117	154	199	252	312	
EMX60CLC	SK	9,0	1/7	115-127V 60Hz 1~	RSIR/RSCR	LST	LBP	181	1,67	55	124	163	211	269	337	418	
	SK									45	132	173	223	283	354	437	
EMX3113Y	SK	9,0	1/7	100V 50Hz / 100-127V 60Hz 1~	RSCR	LST	L/MBP	185	1,74	55	119	161	213	275	347	429	
	SK									45	127	171	225	289	362	445	
EMU60CLP	BR	9,4	1/7	115-127V 60Hz 1~	RSIR	LST	LBP	175	1,47	55	91	121	156	199	253	319	-
EMU60CLP	BR	9,4	1/7	220V 60 Hz 1~	RSIR	LST	LBP	175	1,41	55	89	120	158	204	261	331	414
EMYE70CLP	BR	10,6	1/6	115-127V 60Hz 1~	RSIR	LST	LBP	203	1,50	55	107	143	185	241	306	387	482
EMYE70CLP	BR	10,6	1/6	220V 50/60 Hz 1~	RSIR	LST	LBP	203	1,46	55	-	-	-	-	-	-	-
EMX3115Y	SK	10,6	1/6	100V 50Hz / 100-127V 60Hz 1~	RSCR	LST	L/MBP	213	1,69	55	145	187	242	311	392	486	
	SK									45	154	200	258	329	413	510	
EGAS80CLP	BR	11,14	1/5	115-127V 60Hz 1~	RSIR/RSCR	LST	LBP	245	1,58	55	124	173	227	288	362	451	558
EGAS80CLP	BR	11,14	1/5	220V 60 Hz 1~	RSIR/RSCR	LST	LBP	243	1,57	55	119	168	223	287	362	452	-
EGAS80CLP	BR	11,14	1/5	220V 50/60 Hz 1~	RSIR	LST	LBP	242	1,59	55	125	173	226	287	361	448	-
EMX3118Y	SK	12,2	1/5	100V 50/60Hz 1~	RSCR	LST	L/MBP	237	1,68	55	171	224	290	370	463	570	
	SK									45	141	183	239	308	391	487	597
EMX3118Y	SK	12,2	1/5	100V 50Hz / 100-127V 60Hz 1~	RSCR	LST	L/MBP	242	1,64	55	169	223	291	373	468	577	
	SK									45	179	237	308	393	492	604	
EGYS90CLP	BR	12,21	1/4	115-127V 60Hz 1~	RSCR	LST	LBP	267	1,71	55	137	190	249	317	400	499	621
EGYS90CLP	BR	12,21	1/4	220-240V 50/60 Hz 1~	RSIR	LST	LBP	265	1,67	55	132	183	243	313	396	495	613
EGAS100CLP	BR	13,54	1/4	220V 50/60 Hz 1~	RSIR	LST	LBP	297	1,53	55	157	205	274	362	466	582	-

										Drawings		
-	Weight kg	Max Height mm	LRA A	Cooling Type	Fan Air Flow m <sup>3</sup> /h	Oil Charge cm <sup>3</sup>	Oil Type	Exp Device	External View Ref.	Wiring Diagram Ref.	Model	
-	7,8	170	3,7	S	-	180	AB 5	C	DWG10	SM07	EMX20CLC	
-	7,7	171	8,2	S/F	270	150	AB 5	C/V	DWG01	SM32	EMX3109Y	
-	7,6	171	12	S	-	150	AB 5	C	DWG01	SM00-SM01	EMX60CLC	
-	8	171	13,8	S/F	270	150	AB 5	C/V	DWG01	SM01	EMX3113Y	
-	7,4	170	10,5	S	-	180	AB 5	C	DWG10	SM07	EMU60CLP	
-	8,6	170	7,4	S	-	180	AB 5	C	DWG10	SM07	EMU60CLP	
-	7,7	200	14,5	S	-	180	AB 5	C	DWG10	SM07	EMYE70CLP	
-	7,6	200	7,8	S	-	180	AB 5	C	DWG10	SM07	EMYE70CLP	
-	7,7	166	16,7	S/F	270	150	AB 5	C/V	DWG01	SM01	EMX3115Y	
-	10,3	200	18	S	-	280	AB 5	C	DWG09	SM09	EGAS80CLP	
-	10,4	200	7,3	S	-	280	AB 5	C	DWG09	SM09	EGAS80CLP	
-	10,4	200	7,3	S	-	280	AB 5	C	DWG09	SM09	EGAS80CLP	
-	7,6	166	15	S	-	150	AB 5	C/V	DWG01	SM01	EMX3118Y	
-	7,7	166	16,7	S/F	270	150	AB 5	C/V	DWG01	SM01	EMX3118Y	
-	11,2	200	24,1	S	-	280	AB 5	C	DWG09	SM09	EGYS90CLP	
-	11	200	8	S	-	280	AB 5	C	DWG09	SM09	EGYS90CLP	
-	10,4	200	10,3	S	-	280	AB 5	C	DWG09	SM09	EGAS100CLP	

R600a | HBP | 50Hz

MODEL	Plant	Displac. cm <sup>3</sup>	HP	Voltage/Frequency	Motor Type	Torque	Application	Rated Point - ASHRAE		Rated Point - EN12900		Cooling Capacity EN12900						
								7,2 °C / 54,4 °C		5 °C / 50 °C		Con- densing Tempera- ture °C	Evaporating Temperature °C					
								Capacity W	Efficiency W/W	Capacity W	Efficien- cy W/W		W					
													-15	-10	-5	0	5	10
EMT30CDP	BR	4,5	1/12	220-240V 50Hz 1~	RSIR	LST	HBP	256	2,53	246	2,65	55	-	125	155	191	232	278
	BR											45	113	140	176	213	258	310
EMU5125Y	BR	4,5	1/12	220-240V 50Hz 1~	RSIR/RSCR	LST	HBP	267	2,88	244	2,82	55	-	120	151	187	228	274
	BR											45	111	140	174	214	259	310
EMY5125Y	SK	4,5	1/8	220-240V 50Hz 1~	RSIR/RSCR	LST	HBP	274	3,01	250	2,95	55	-	123	155	192	234	281
	SK											45	114	144	179	220	266	318
EMT45CDP	BR	6,8	1/8	220-240V 50Hz 1~	RSIR	LST	HBP	389	2,56	360	2,47	55	-	169	215	267	326	395
	BR											45	153	195	243	299	365	443
EMY5135Y	SK	7,2	1/8	220-240V 50Hz 1~	RSIR/RSCR	LST	HBP	417	2,79	401	2,95	55	-	197	248	307	374	450
	SK											45	182	230	286	351	425	509
EMY6135Y	SK	7,2	1/8	220-240V 50Hz 1~	CSIR	HST	HBP	414	2,65	395	2,73	55	-	195	246	305	368	441
	SK											45	179	227	281	347	422	502
EMT6144Y	BR	9,1	1/5	220-240V 50Hz 1~	CSIR	HST	HBP	543	2,48	486	2,41	55	-	250	310	377	455	543
	BR											45	223	282	350	427	515	614
NEK6160Y	SK	12,1	1/4	220-240V 50Hz 1~	CSIR	HST	HBP	677	2,53	606	2,43	55	-	294	372	464	567	678
	SK											45	267	338	425	528	641	764
NEK6170Y	SK	14,3	1/4	220-240V 50Hz 1~	CSIR	HST	HBP	809	2,47	720	2,38	55	-	358	449	554	674	807
	SK											45	326	412	512	630	764	913
NEK6187Y	SK	16,8	1/3	220-240V 50Hz 1~	CSIR	HST	HBP	907	2,39	805	2,29	55	-	391	494	613	749	774
	SK											45	359	457	572	705	856	336

Weight kg	Max Height mm	LRA A	Cooling Type	Fan Air Flow m <sup>3</sup> /h	Oil Charge cm <sup>3</sup>	Oil Type	Exp Device	Drawings		Model
								External View Ref.	Wiring Diagram Ref.	
7,2	158	3,7	S	-	180	POE 22	C	DWG01	SM00	EMT30CDP
7	158	3,7	S	-	150	AB 5	C	DWG01	SM00-SM01	EMU5125Y
7,3	166	3,1	S	-	150	AB 5	C	DWG01	SM00-SM01	EMY5125Y
7,7	166	5,8	S	-	180	POE 22	C	DWG01	SM00	EMT45CDP
7,7	171	5	S	-	150	AB 5	C	DWG01	SM00-SM01	EMY5135Y
7,1	166	6	S	-	150	AB 5	C	DWG01	SM29	EMY6135Y
7,8	166	7,7	F	520	180	POE 22	C/V	DWG01	SM05	EMT6144Y
10,6	187	12,4	F	520	350	POE 22	C/V	DWG03	SM05	NEK6160Y
10,6	187	12,4	F	520	350	POE 22	C/V	DWG03	SM05	NEK6170Y
11	200	16,1	F	520	350	POE 22	C/V	DWG03	SM05	NEK6187Y

R600a | HBP | 50Hz

MODEL	Plant	Displac. cm <sup>3</sup>	HP	Voltage/Frequency	Motor Type	Torque	Application	Rated Point - ASHRAE		Rated Point - EN12900		Cooling Capacity EN12900						
								7,2 °C / 54,4 °C		5 °C / 50 °C		Con- densing Tempera- ture °C	Evaporating Temperature °C					
								Capacity W	Efficiency W/W	Capacity W	Efficien- cy W/W		W					
													-15	-10	-5	0	5	10
EMT30CDP	BR	4,5	1/12	220-240V 50Hz 1~	RSIR	LST	HBP	256	2,53	246	2,65	55	-	125	155	191	232	278
	BR											45	113	140	176	213	258	310
EMU5125Y	BR	4,5	1/12	220-240V 50Hz 1~	RSIR/RSCR	LST	HBP	267	2,88	244	2,82	55	-	120	151	187	228	274
	BR											45	111	140	174	214	259	310
EMY5125Y	SK	4,5	1/8	220-240V 50Hz 1~	RSIR/RSCR	LST	HBP	274	3,01	250	2,95	55	-	123	155	192	234	281
	SK											45	114	144	179	220	266	318
EMT45CDP	BR	6,8	1/8	220-240V 50Hz 1~	RSIR	LST	HBP	389	2,56	360	2,47	55	-	169	215	267	326	395
	BR											45	153	195	243	299	365	443
EMY5135Y	SK	7,2	1/8	220-240V 50Hz 1~	RSIR/RSCR	LST	HBP	417	2,79	401	2,95	55	-	197	248	307	374	450
	SK											45	182	230	286	351	425	509
EMY6135Y	SK	7,2	1/8	220-240V 50Hz 1~	CSIR	HST	HBP	414	2,65	395	2,73	55	-	195	246	305	368	441
	SK											45	179	227	281	347	422	502
EMT6144Y	BR	9,1	1/5	220-240V 50Hz 1~	CSIR	HST	HBP	543	2,48	486	2,41	55	-	250	310	377	455	543
	BR											45	223	282	350	427	515	614
NEK6160Y	SK	12,1	1/4	220-240V 50Hz 1~	CSIR	HST	HBP	677	2,53	606	2,43	55	-	294	372	464	567	678
	SK											45	267	338	425	528	641	764
NEK6170Y	SK	14,3	1/4	220-240V 50Hz 1~	CSIR	HST	HBP	809	2,47	720	2,38	55	-	358	449	554	674	807
	SK											45	326	412	512	630	764	913
NEK6187Y	SK	16,8	1/3	220-240V 50Hz 1~	CSIR	HST	HBP	907	2,39	805	2,29	55	-	391	494	613	749	774
	SK											45	359	457	572	705	856	336

Weight kg	Max Height mm	LRA A	Cooling Type	Fan Air Flow m <sup>3</sup> /h	Oil Charge cm <sup>3</sup>	Oil Type	Exp Device	Drawings		Model
								External View Ref.	Wiring Diagram Ref.	
7,2	158	3,7	S	-	180	POE 22	C	DWG01	SM00	EMT30CDP
7	158	3,7	S	-	150	AB 5	C	DWG01	SM00-SM01	EMU5125Y
7,3	166	3,1	S	-	150	AB 5	C	DWG01	SM00-SM01	EMY5125Y
7,7	166	5,8	S	-	180	POE 22	C	DWG01	SM00	EMT45CDP
7,7	171	5	S	-	150	AB 5	C	DWG01	SM00-SM01	EMY5135Y
7,1	166	6	S	-	150	AB 5	C	DWG01	SM29	EMY6135Y
7,8	166	7,7	F	520	180	POE 22	C/V	DWG01	SM05	EMT6144Y
10,6	187	12,4	F	520	350	POE 22	C/V	DWG03	SM05	NEK6160Y
10,6	187	12,4	F	520	350	POE 22	C/V	DWG03	SM05	NEK6170Y
11	200	16,1	F	520	350	POE 22	C/V	DWG03	SM05	NEK6187Y

R455A/R454C | MBP | 50 - 60Hz

MODEL	Plant	Displac. cm <sup>3</sup>	HP	Voltage/Frequency	Motor Type	Torque	Application	Refrig. / Freq.	Rated Point - ASHRAE @ mid point		Rated Point - EN12900 @ mid point	
									7,2 °C / 54,4 °C		-10 °C / 45 °C	
									Capacity W	Efficiency W/W	Capacity W	Efficiency W/W
NTU6238GLV	SK	26,2	1 1/2	220-240V 50Hz 1~	CSR	HST	MBP	R455A @50Hz	4176	2,7	2180	2,09
	SK							R454C @50Hz	3802	2,84	1986	2,08
	SK											
	SK											
NJX6250GL	SK	38,0	2	220-240V 50Hz 1~	CSR	HST	MBP	R455A @50Hz	5892	2,16	3182	1,83
	SK							R454C @50Hz	5470	2,31	2854	1,82
	SK											
	SK											
NJX6250GM	SK	38,0	2	400V 50Hz / 440V 60Hz 3~	3PHASE	HST	MBP	R455A @50Hz	6240	2,45	3175	1,92
	SK							R454C @50Hz	5524	2,49	2965	1,96
	SK											
	SK							R455A @60Hz	6930	2,29	3672	1,87
	SK							R454C @60Hz	6396	2,34	3313	1,86
	SK											
	SK											

Condensing Temperature °C	Cooling Capacity EN12900 @ dew point							Weight kg	Max Height mm	LRA A	Cooling Type	Fan Air Flow m <sup>3</sup> /h	Oil Charge cm <sup>3</sup>	Oil Type	Exp Device	Drawings		Model
	Evaporating Temperature °C															External View Ref.	Wiring Diagram Ref.	
	-20	-15	-10	-5	0	5	10											
55	-	-	1826	2233	2691	3186	3706	18,1	253	34	F	520	650	POE 22	C/V	DWG19	SM26	NTU6238GLV
45	1298	1585	1975	2470	3068	3772	4584											
55	-	-	1566	1960	2416	2933	3512											
45	1194	1494	1874	2334	2874	3493	4192											
55	-	-	2498	3076	3724	4442	5231	21,8	277	53	F	800	750	POE 22	C/V	DWG14	SM17	NJX6250GL
45	1869	2351	2932	3613	4393	5273	6252											
55	-	-	2357	2912	3532	4216	4964											
45	1718	2216	2781	3414	4114	4882	5717											
55	-	-	2347	3034	3704	4447	5261	21,8	277	23	F	800	750	POE 22	C/V	DWG14	SM18	NJX6250GM
45	1857	2317	2893	3583	4389	5311	6347											
55	-	-	2357	2912	3532	4216	4964											
45	1732	2178	2729	3386	4148	5015	5988											
55	-	-	2762	3451	4218	5063	5986											
45	2095	2738	3451	4235	5092	6016	7012											
55	-	-	2610	3274	4021	4851	5764											
45	1945	2516	3185	3952	4818	5782	6844											

R455A/R454C | ULT | 50 - 60Hz

MODEL	Plant	Displac. cm <sup>3</sup>	HP	Voltage/Frequency	Motor Type	Torque	Application	Refrigerant	Rated Point - EN12900		Cooling Capacity EN12900			
									-85 °C / -30 °C		Condensing Temperature °C	Evaporating Temperature °C		
									Capacity W	Efficiency W/W		-95	-85	-75
FMFD413UE	BR	10,85	1	115/230 V 50/60Hz 1~	BPM	LST/HST	ULBP	R170	287	1,44	-30	121	259	499
FMFT415U	BR	14,77	1	115/230 V 50/60Hz 1~	BPM	LST/HST	ULBP	R170	447	1,61	-	-	-	-
NT2178ULT	SK	17,4	1	220-240V 50Hz 1~	CSR	HST	ULBP	R508B	429	1,27	-30	180	422	919
	R170							399	1,21	204		401	813	
NT2192ULT	SK	22,4	1	220-240V 50Hz 1~	CSR	HST	ULBP	R508B	545	1,30	-30	236	561	1097
	R170							516	1,24	216		501	926	
NT2212ULT	SK	27,8	1 1/2	220-240V 50Hz 1~	CSR	HST	ULBP	R508B	702	1,32	-30	318	665	1220
	R170							663	1,29	311		670	1230	
NT2178ULT	SK	17,4	1	115V 60Hz 1~	CSR	HST	ULBP	R508B	516	1,26	-30	232	528	1015
	R170							471	1,21	230		464	814	
NT2178ULT	SK	17,4	1	208-230V 60Hz 1~	CSR	HST	ULBP	R508B	534	1,27	-30	223	544	1037
	R170							464	1,18	161		471	930	
NT2192ULT	SK	22,4	1	208-230V 60Hz 1~	CSR	HST	ULBP	R508B	676	1,27	-30	339	676	1232
	R170							594	1,21	290		587	1048	

														Drawings											
															Weight kg	Max Height mm	LRA A	Cooling Type	Fan Air Flow m <sup>3</sup> /h	Oil Charge cm <sup>3</sup>	Oil Type	Exp Device	External View Ref.	Wiring Diagram Ref.	Model
-	-	-	-	-	-	-	-	-	-	-	-	-	-	-	10,87	201	6,5	F	520	450	ESTER	C/V	DWG09	CON01-02-03-10-11	FMFD413UE
-	-	-	-	-	-	-	-	-	-	-	-	-	-	-	10,87	201	7,0	F	520	450	ESTER	C/V	DWG09	CON01-02-03-10-11	FMFT415U
-	-	-	-	-	-	-	-	-	-	-	-	-	-	-	17,8	220	21,5	F	520	450	POE 22	C/V	DWG16	SM26	NT2178ULT
-	-	-	-	-	-	-	-	-	-	-	-	-	-	-	17,8	234	29	F	520	450	POE 22	C/V	DWG16	SM26	NT2192ULT
-	-	-	-	-	-	-	-	-	-	-	-	-	-	-	17,8	234	27	F	520	450	POE 22	C/V	DWG16	SM26	NT2212ULT
-	-	-	-	-	-	-	-	-	-	-	-	-	-	-	17,8	220	54	F	520	450	POE 22	C/V	DWG16	SM26	NT2178ULT
-	-	-	-	-	-	-	-	-	-	-	-	-	-	-	16,9	220	28	F	520	450	POE 22	C/V	DWG16	SM26	NT2178ULT
-	-	-	-	-	-	-	-	-	-	-	-	-	-	-	17,8	234	35	F	520	450	POE 22	C/V	DWG16	SM26	NT2192ULT

External  
**Views**

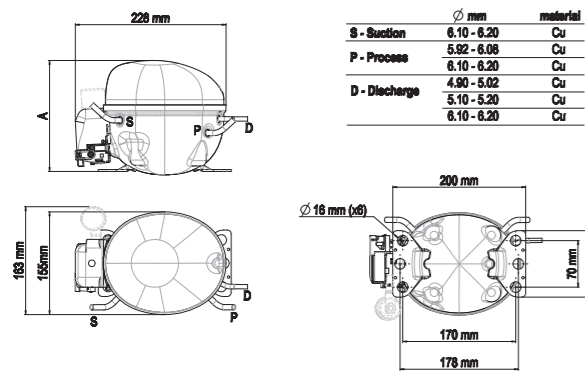
think ahead

**embraco**  
*Nidec*

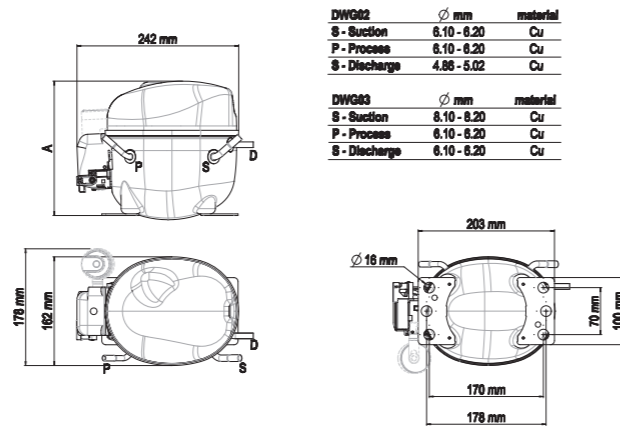


## External Views

DWG 01 - EM SERIES EUROPEAN BASE PLATE

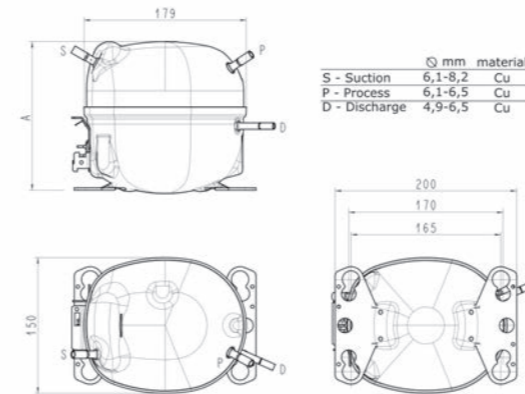


DWG 02/03 - NB / NE SERIES EUROPEAN BASE PLATE

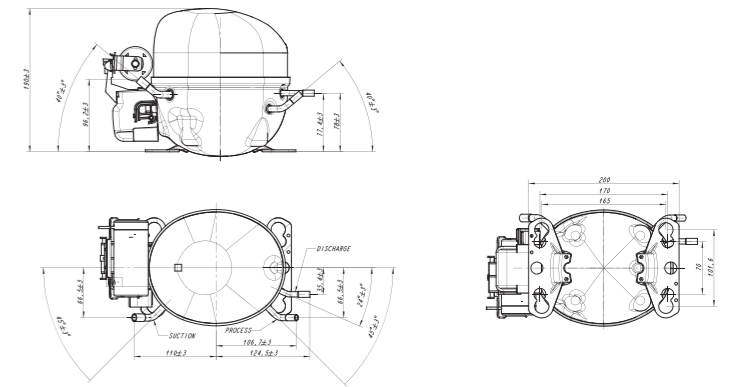


## External Views

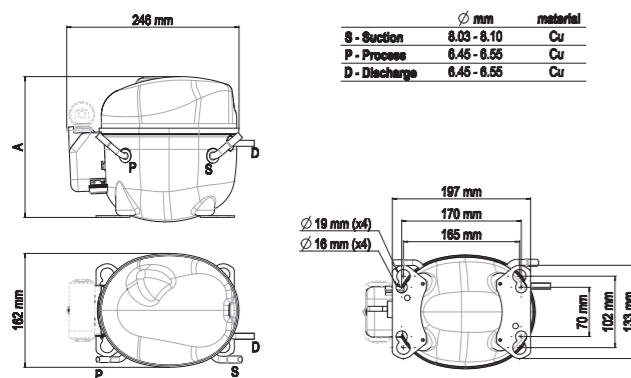
DWG 10 - EM SERIES UNIVERSAL BASE PLATE



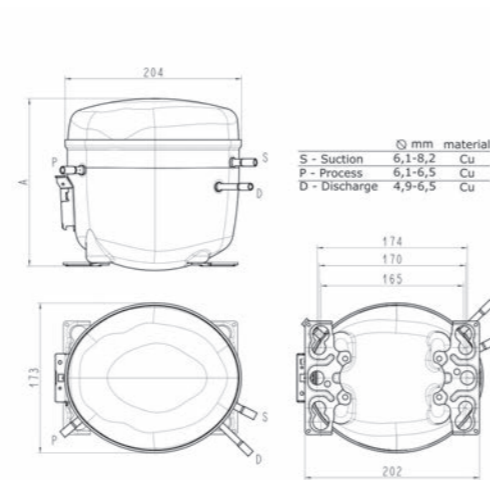
DWG 11 - EH SERIES



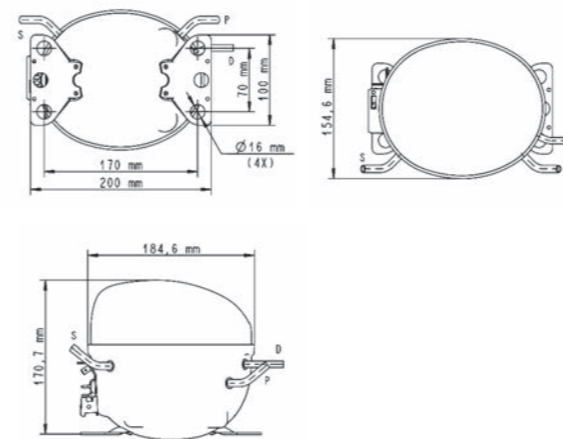
DWG 04 - NE / VNE SERIES UNIVERSAL BASE PLATE



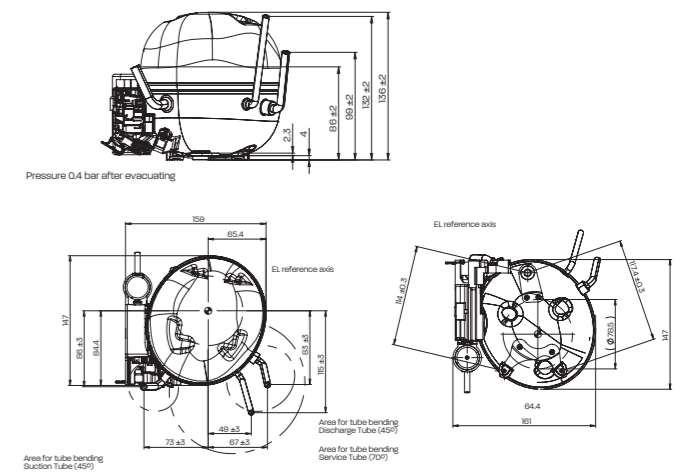
DWG 09 - EG / F / VEG SERIES



DWG 12 - ER SERIES

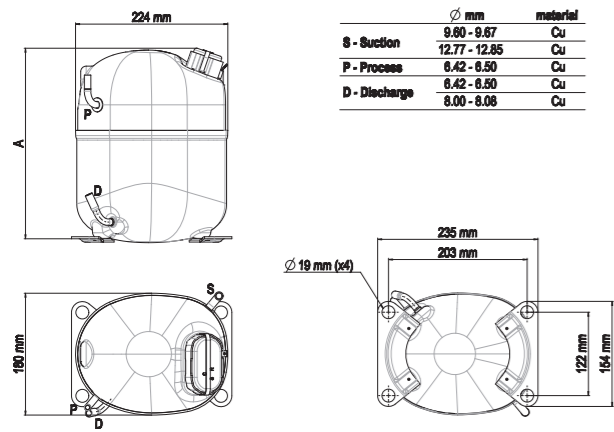


DWG 13- EL SERIES

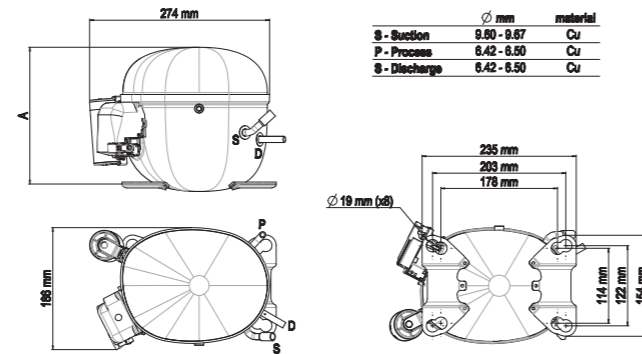


## External Views

DWG 14 - NJ SERIES

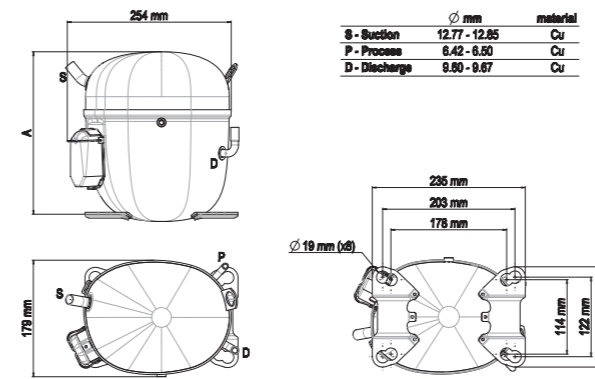


DWG 15 - NT SERIES

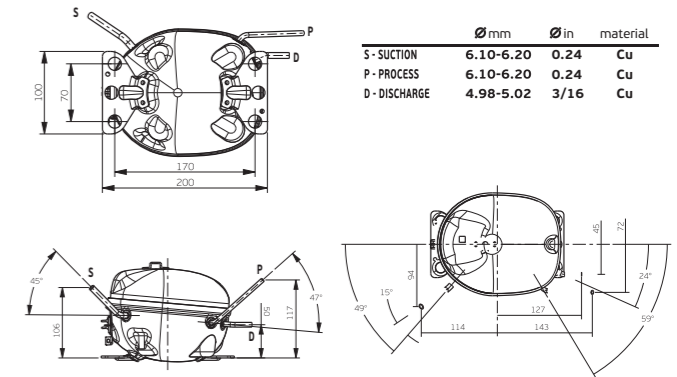


## External Views

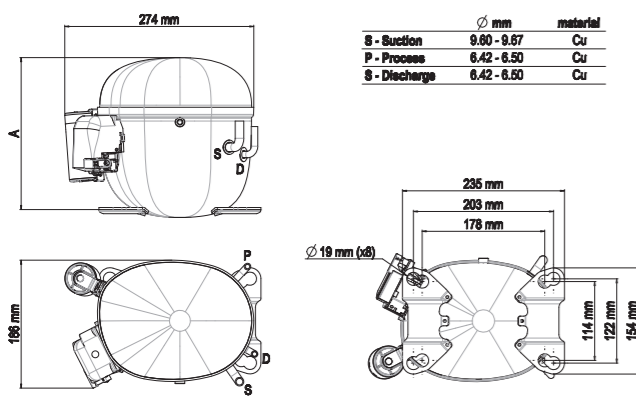
DWG 19 - NTU SERIES



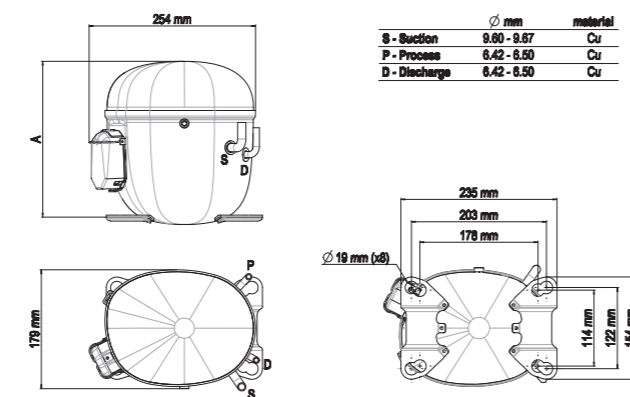
DWG 22 - VES SERIES



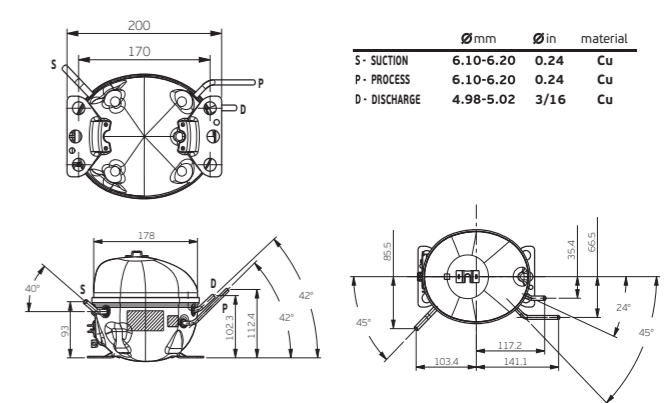
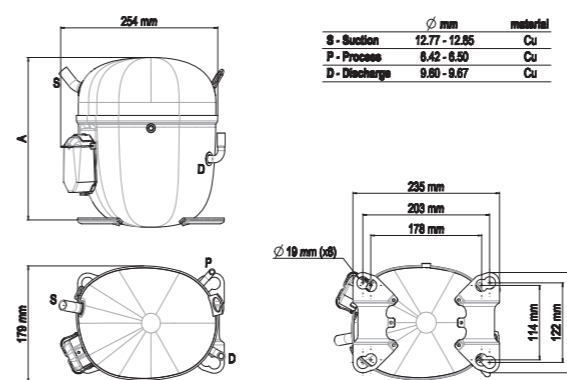
DWG 16 - NT SERIES



DWG 17 - NT SERIES



DWG 23 - VEM SERIES

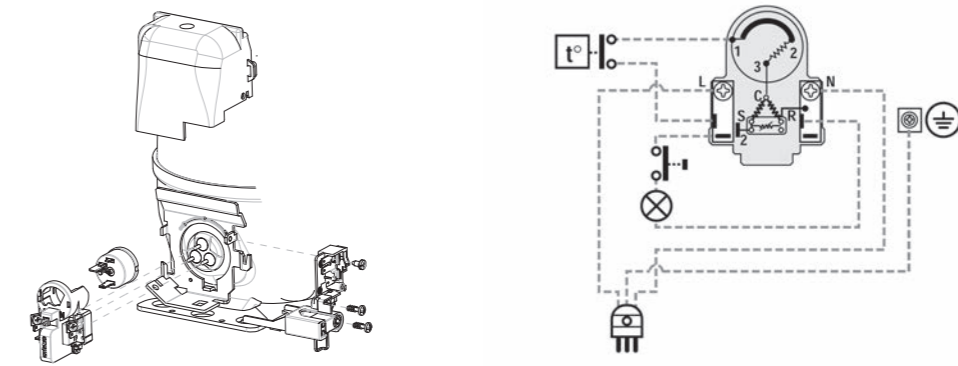


## Wiring Diagrams Key

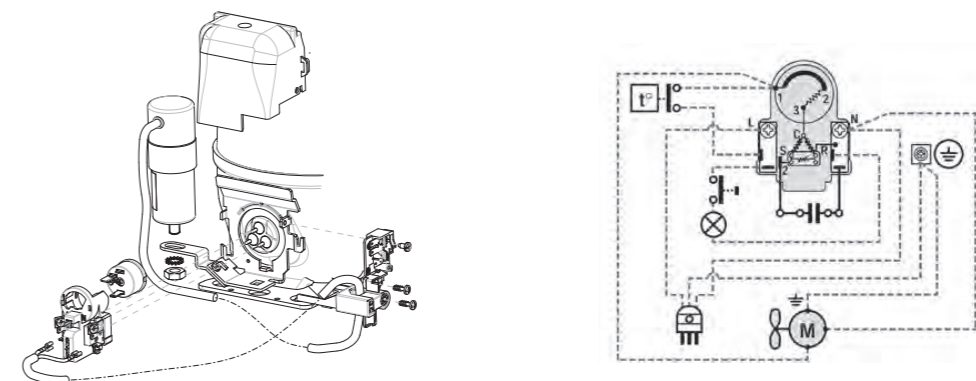
	OVERLOAD PROTECTOR		PTC START DEVICE*
	OVERLOAD PROTECTOR		INTEGRATED PTC DEVICE
	CURRENT START RELAY		CURRENT START RELAY WITH CAPACITOR CONNECTIONS
	3CR CURRENT START RELAY		3ARR3 START RELAY (VOLTAGE).
	RUN CAPACITOR		RUN CAPACITOR (MANDATORY - NOT SUPPLIED)
	OPTIONAL RUN CAPACITOR		START CAPACITOR
	FAN		PUSH BUTTON
	LAMP		SINGLE PHASE MOTOR
	3-PHASE MOTOR		THERMOSTAT
	LOW-HIGH PRESSURE SWITCH		PILOT CIRCUIT 24 OR 220 V
	EARTH CONNECTION		COMMON (INTERNAL OVERLOAD PROTECTOR)
	3-PHASE SUPPLY		START
	SINGLE PHASE SUPPLY		BROWN CABLE
	COMMON		BLACK CABLE
	RUN		RED CABLE
	TERMINAL BLOCK		RED CABLE
	WHITE CABLE		CONNECTIONS TO BE MADE BY THE CUSTOMER (NOT SUPPLIED)
	BLUE CABLE		
	YELLOW-GREEN CABLE		
	CONNECTIONS SUPPLIED		

## Wiring Diagrams

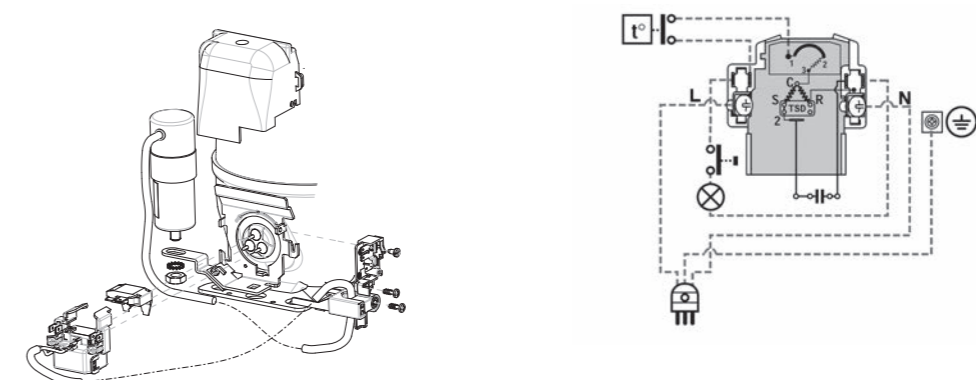
SM00 - EMT/NE SERIES RSIR PTC EUROPEAN VERSION



SM01 - EMT/NE SERIES RSCR PTC EUROPEAN VERSION

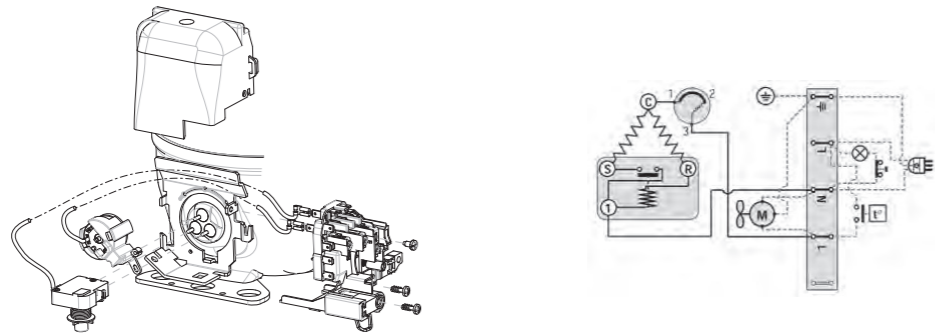


SM02 - EMT/NE SERIES RSCR TSD EUROPEAN VERSION




## Wiring Diagrams

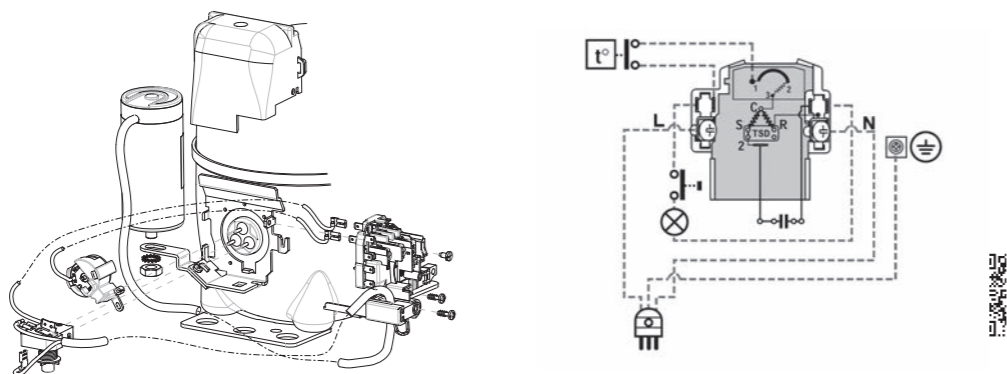
SM03 - EMT/NE SERIES RSIR TERMINAL BOARD & START DEVICE



SM04 - EMT/NE SERIES CSIR AMERICAN VERSION

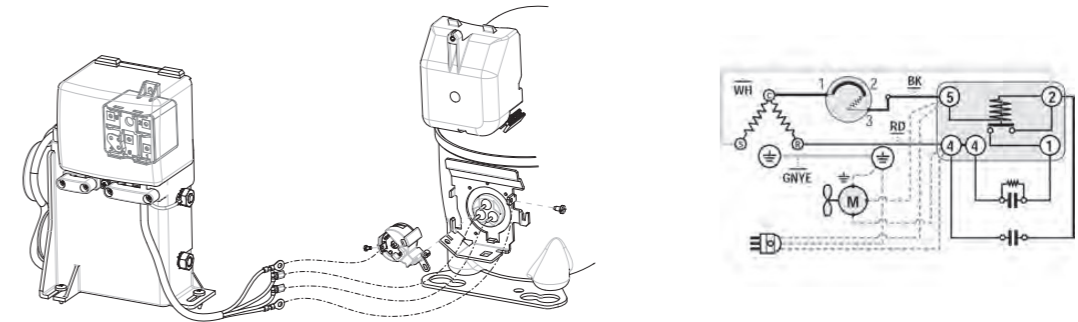


SM05 - EMT/NE SERIES CSIR TERMINAL BOARD & START DEVICE

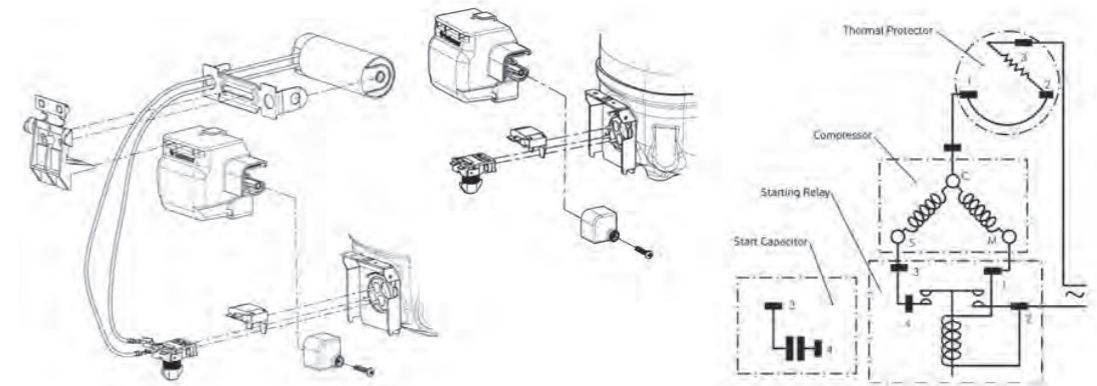


## Wiring Diagrams

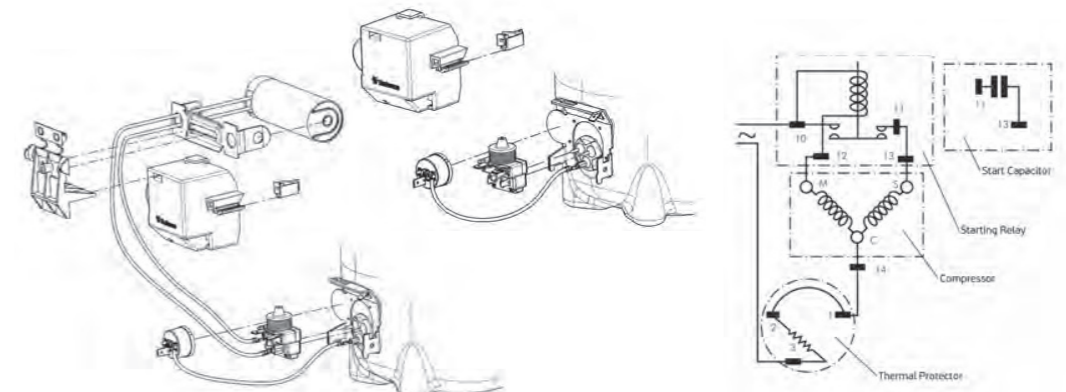
SM07 - NE SERIES CSR BOX



SM08 - F COMPRESSORS

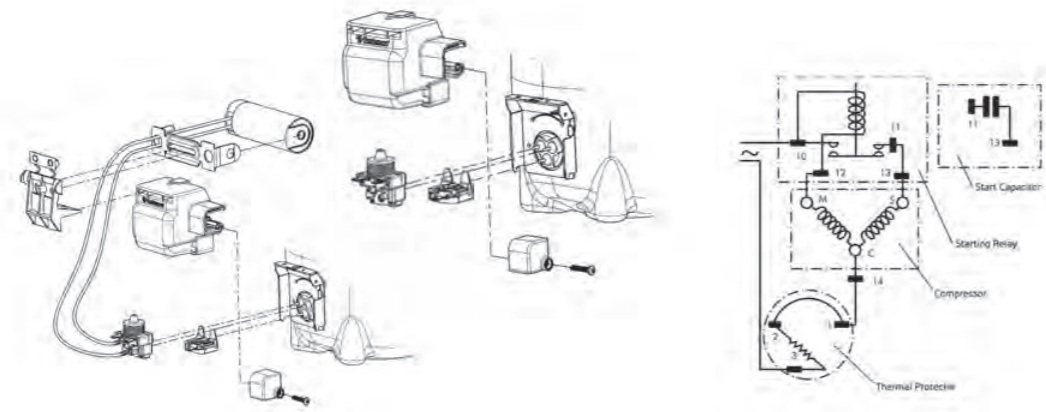


SM05 - EMT/NE SERIES CSIR TERMINAL BOARD & START DEVICE

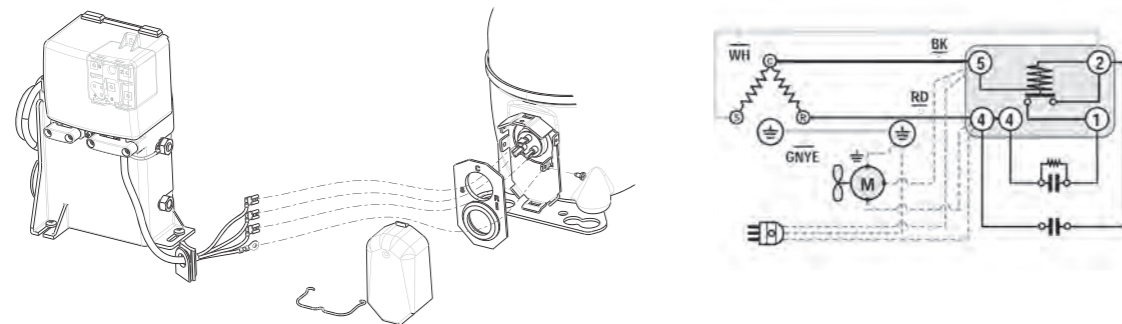


## Wiring Diagrams

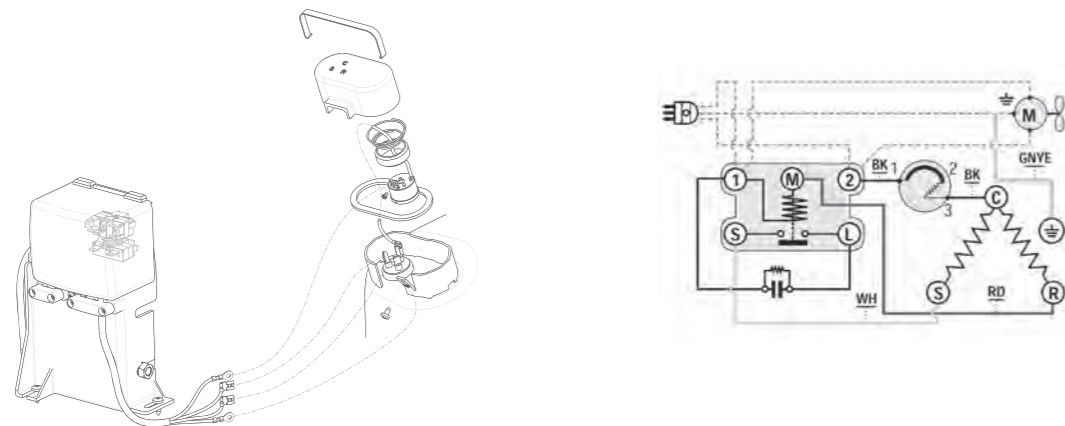
SM09 - EG



SM10 - NE CSR BOX

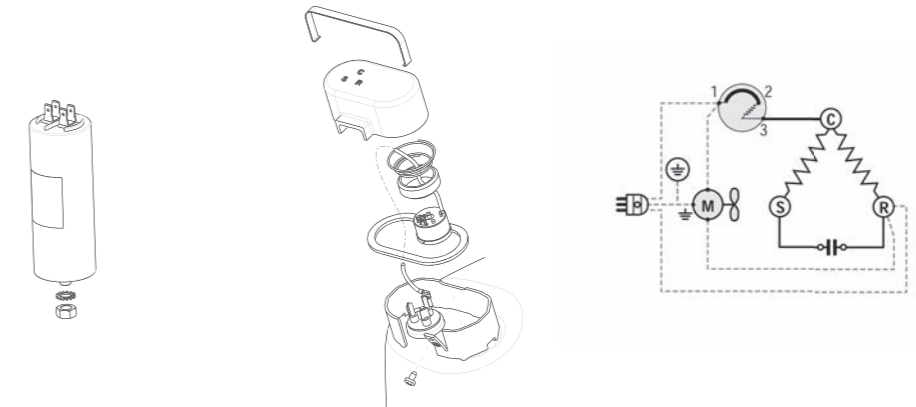


SM14 - NJ CSIR BOX

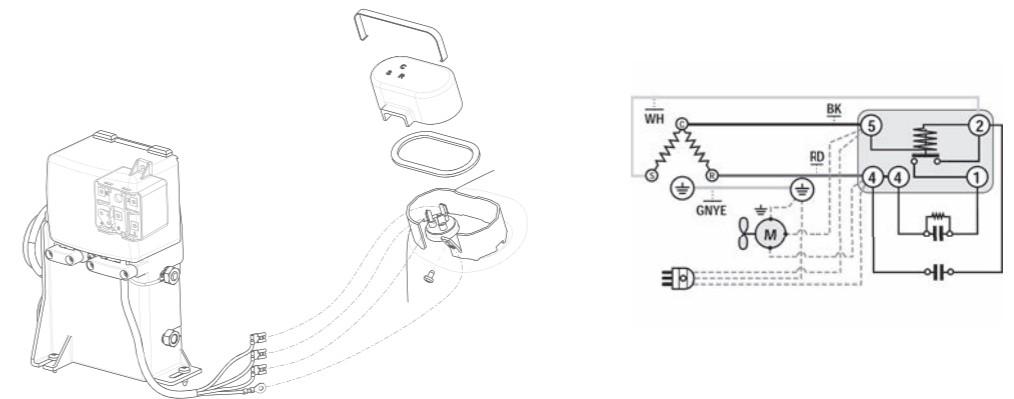


## Wiring Diagrams

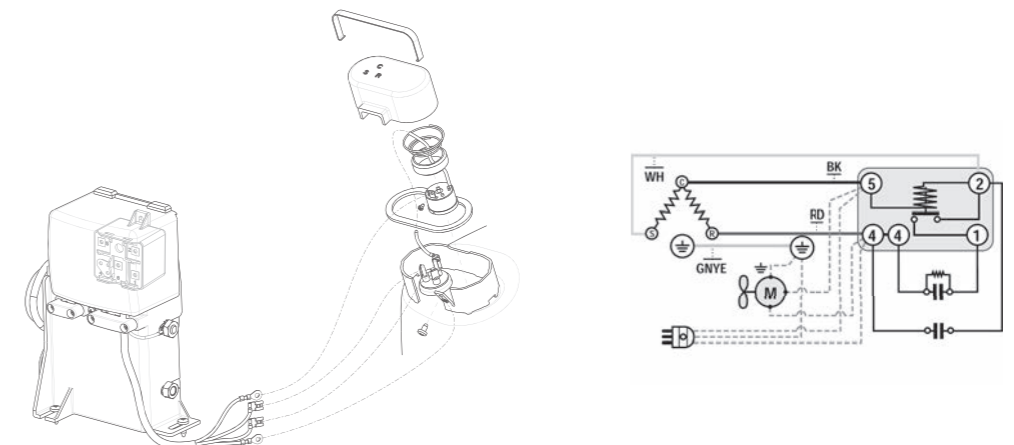
SM15 - NJ PSC



SM16 - NJ SERIES CSR BOX (INTERNAL OVERLOAD PROTECTOR)

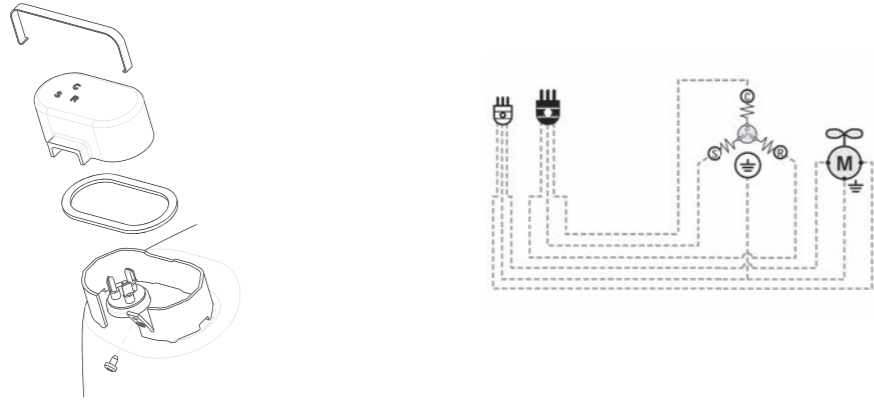


SM17 - NJ CSR BOX (EXTERNAL OVERLOAD PROTECTOR)

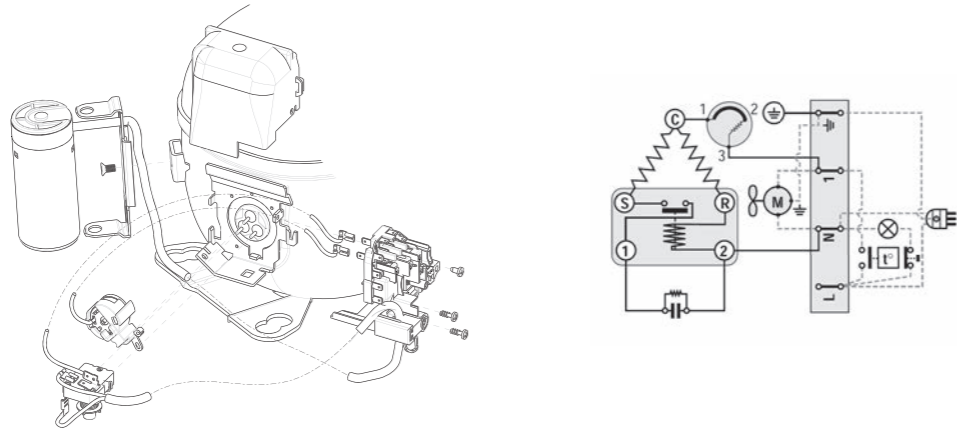


## Wiring Diagrams


SM18 - NJ SERIES 3- PHASE (INTERNAL OVERLOAD PROTECTOR)



SM19 - NT SERIES CSIR TERMINAL BOARD

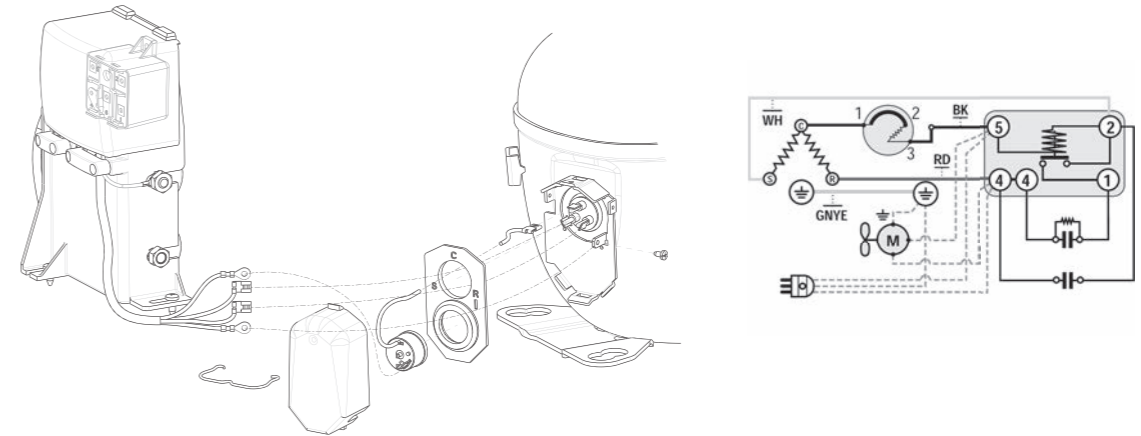


SM20 - NT SERIES CSIR AMERICAN VERSION




## Wiring Diagrams

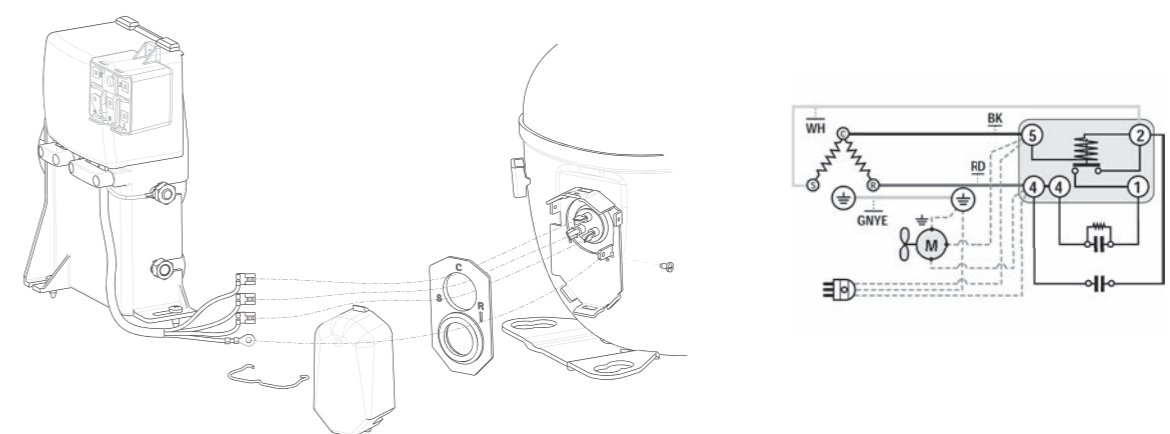
SM21 - NT SERIES CSR BOX



SM23 - NT SERIES CSR BOX

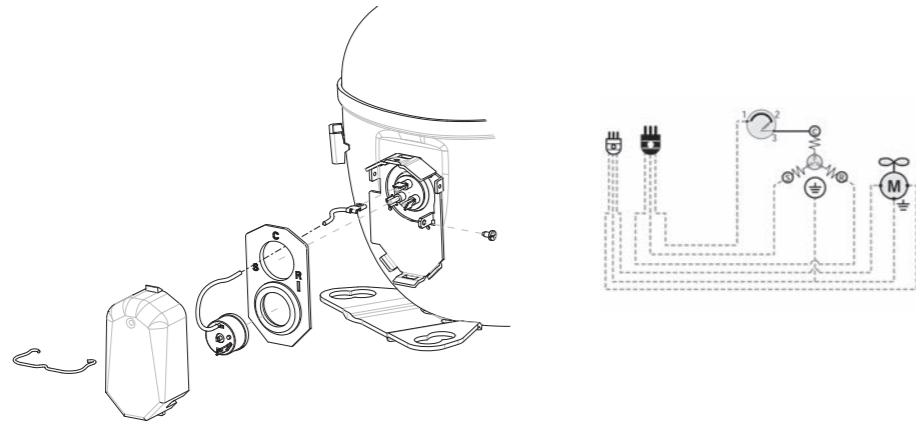


SM26 - NT SERIES CSR BOX (INTERNAL OVERLOAD PROTECTOR)

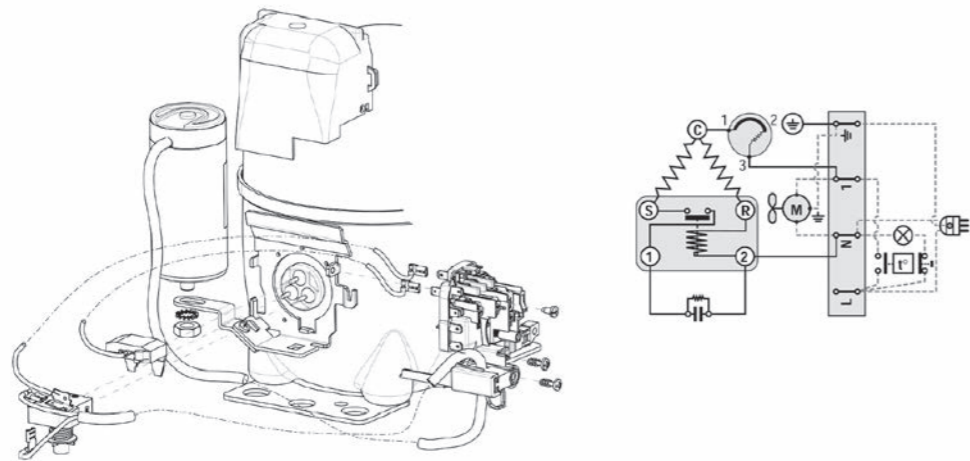


## Wiring Diagrams

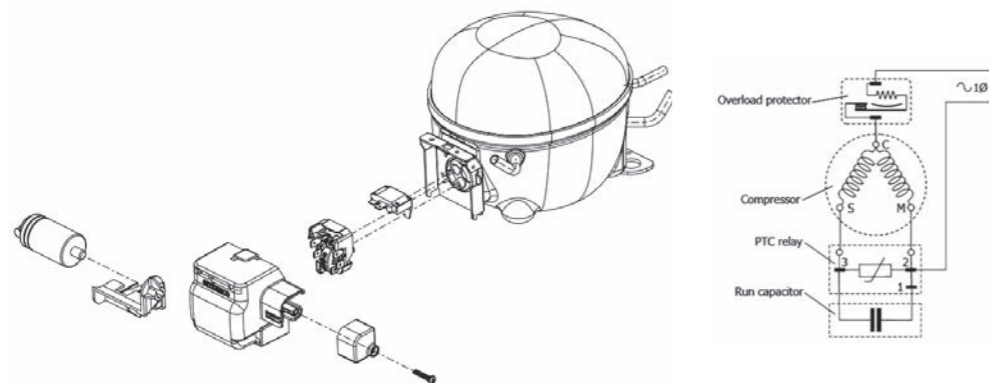
SM27 - NT SERIES 3- PHASE (INTERNAL + EXTERNAL OVERLOAD PROTECTOR)



SM29 - EMX SERIES CSIR TERMINAL BOARD & START DEVICE & 4TM

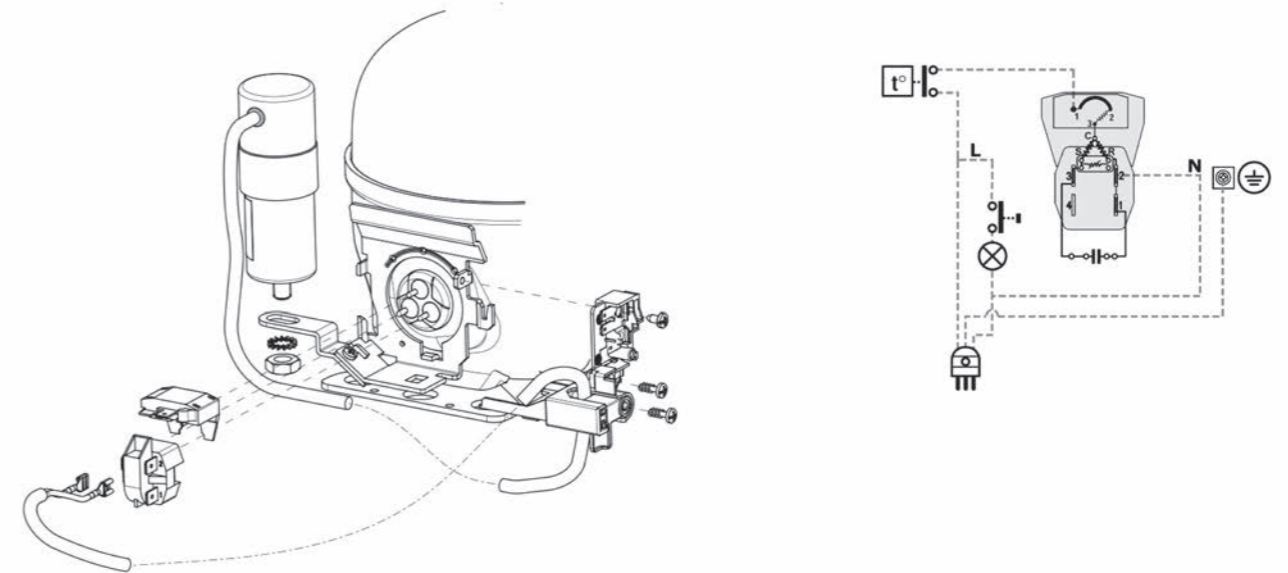


SM31 - EM - PTC + OLP 4TM + RUN CAP

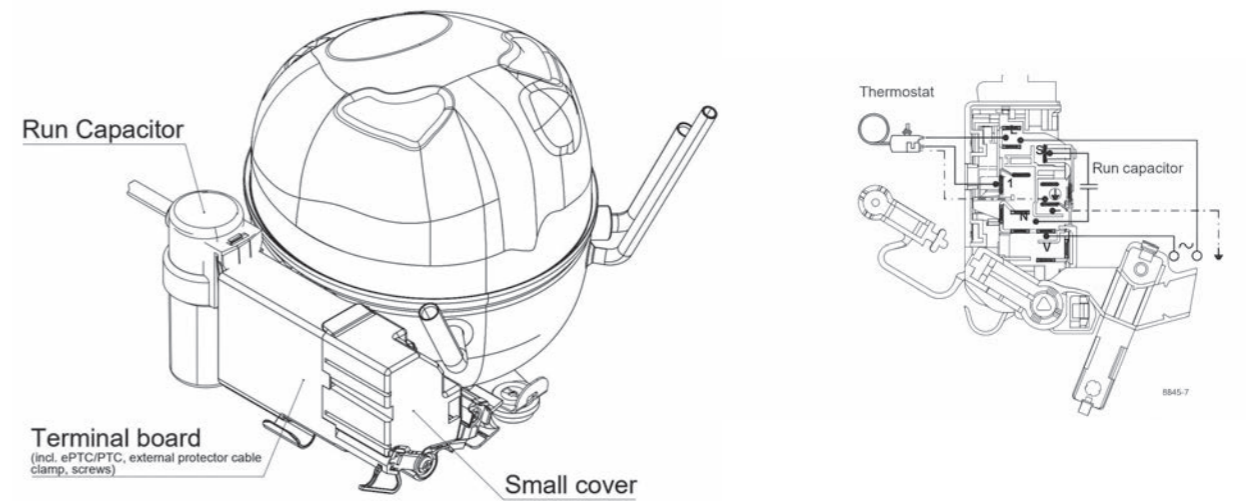


## Wiring Diagrams

SM32 - EM RSCR PTC & 4TM

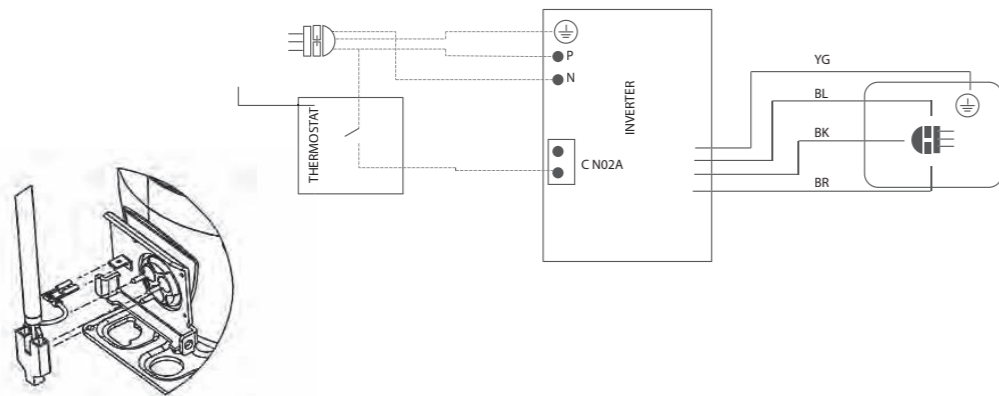


SM33 - EL SERIES

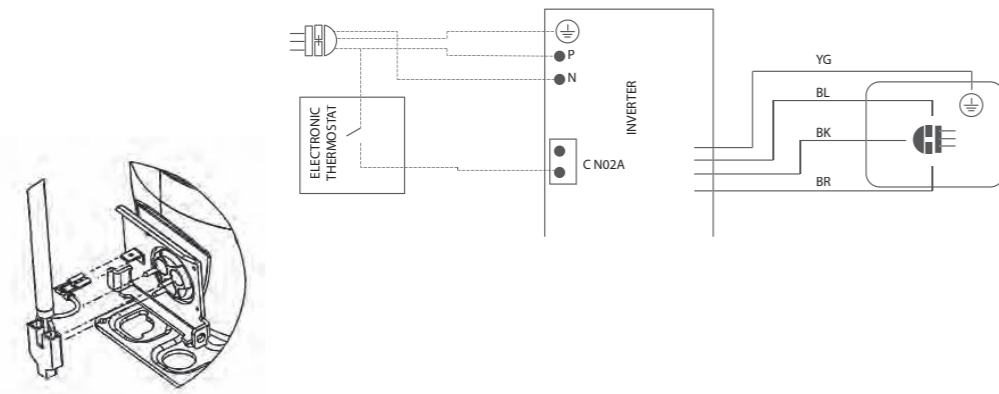


## Wiring Diagrams

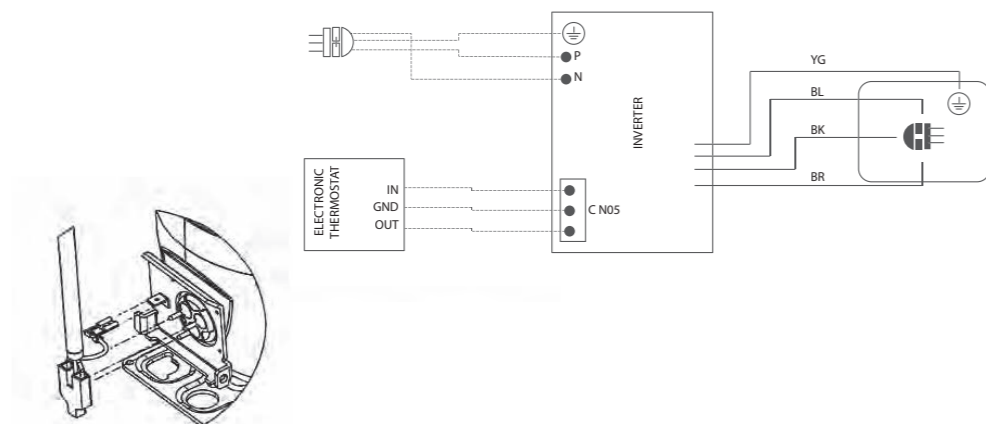
CON01 - VEMY6 / VEG (DROP-IN)



CON02 - VEM / VEG (FREQUENCY)

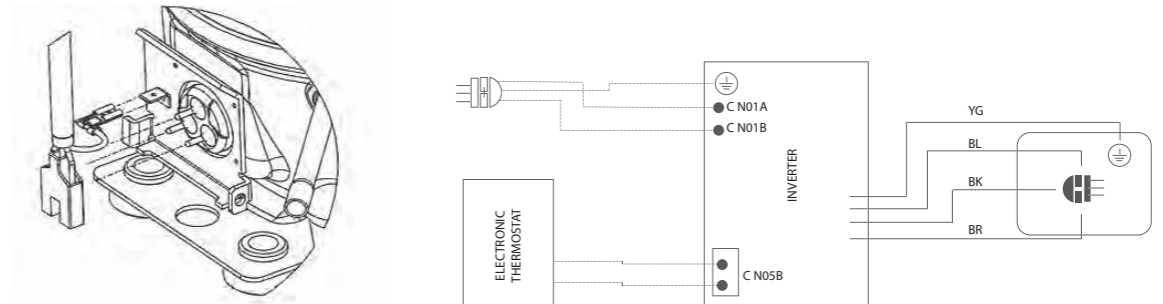


CON03 - VEMY6 / VEG (SERIAL)

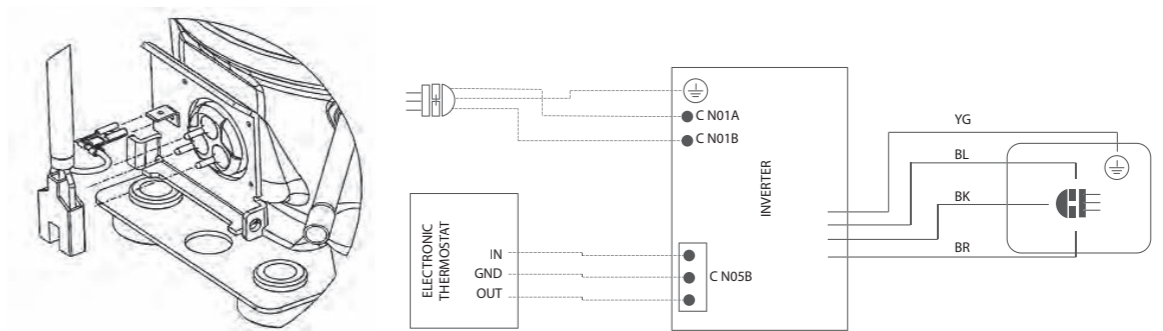


## Wiring Diagrams

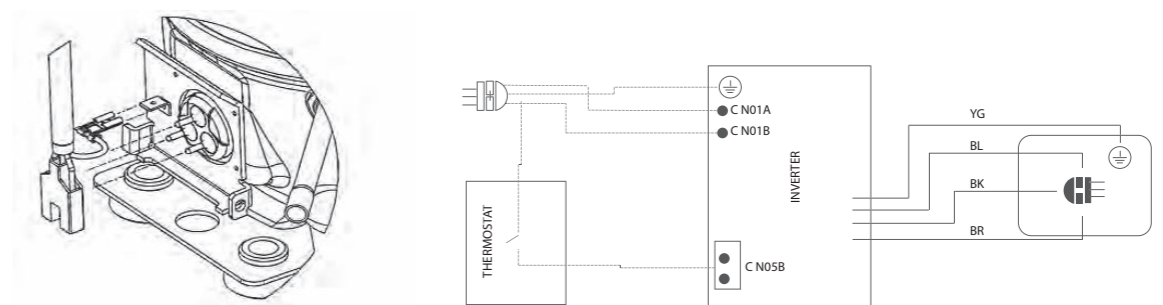
CON04 - VEM (FREQUENCY)



CON05 - VEM (SERIAL)



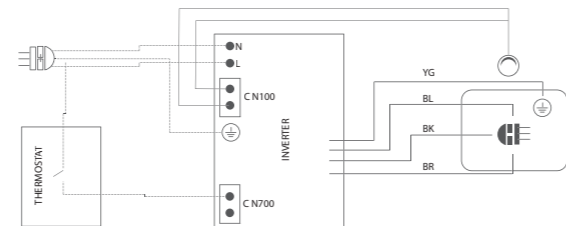
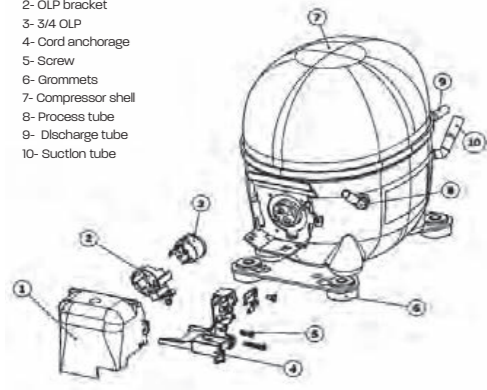
CON06 - VEM (DROP-IN)



## Wiring Diagrams

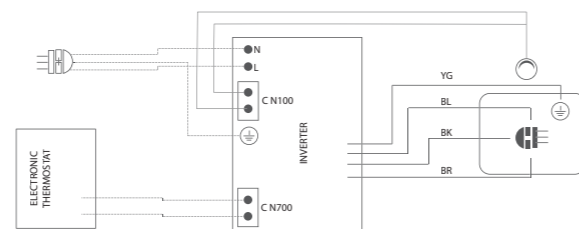
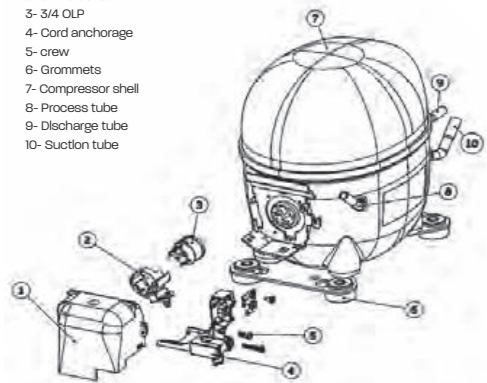
CON07 - VNE (DROP-IN)

- 1- Fence cover
- 2- OLP bracket
- 3- 3/4 OLP
- 4- Cord anchorage
- 5- Screw
- 6- Grommets
- 7- Compressor shell
- 8- Process tube
- 9- Discharge tube
- 10- Suction tube



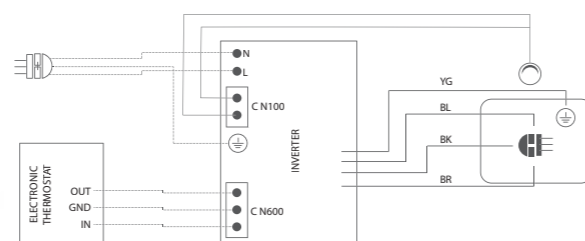
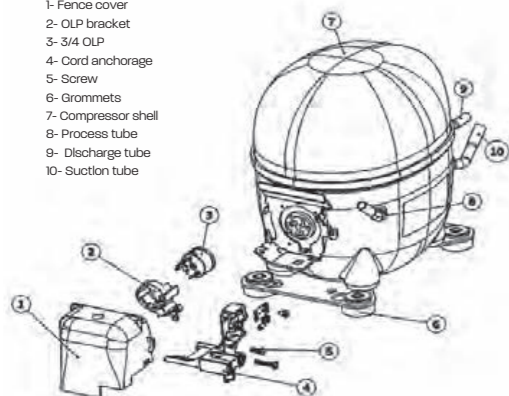
CON08 - VNE (FREQUENCY)

- 1- Fence cover
- 2- OLP bracket
- 3- 3/4 OLP
- 4- Cord anchorage
- 5- screw
- 6- Grommets
- 7- Compressor shell
- 8- Process tube
- 9- Discharge tube
- 10- Suction tube



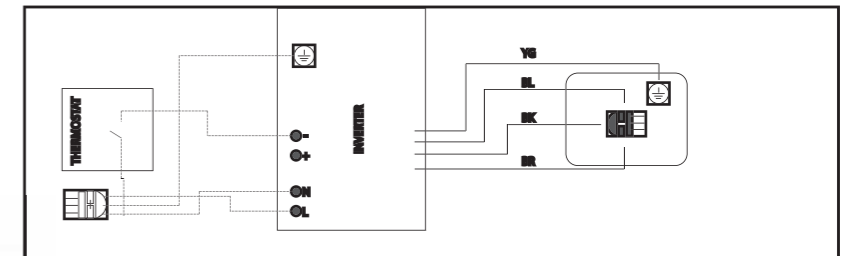
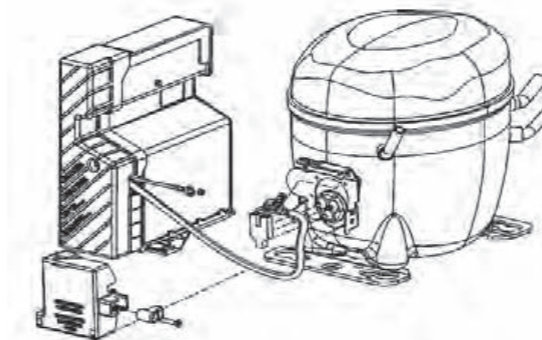
CON09 - VNE (SERIAL)

- 1- Fence cover
- 2- OLP bracket
- 3- 3/4 OLP
- 4- Cord anchorage
- 5- Screw
- 6- Grommets
- 7- Compressor shell
- 8- Process tube
- 9- Discharge tube
- 10- Suction tube

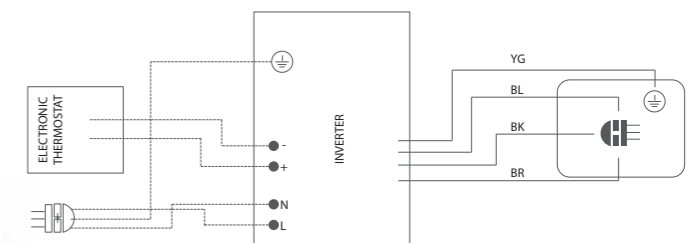
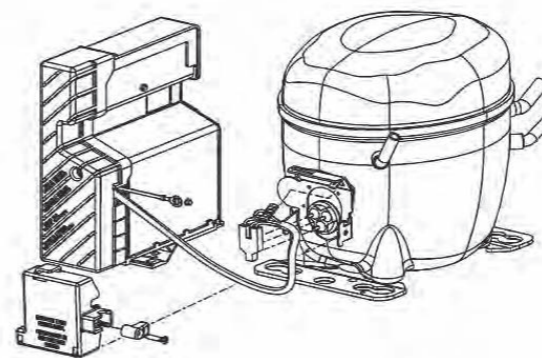


## Wiring Diagrams

CON10 - VEG (DROP-IN)

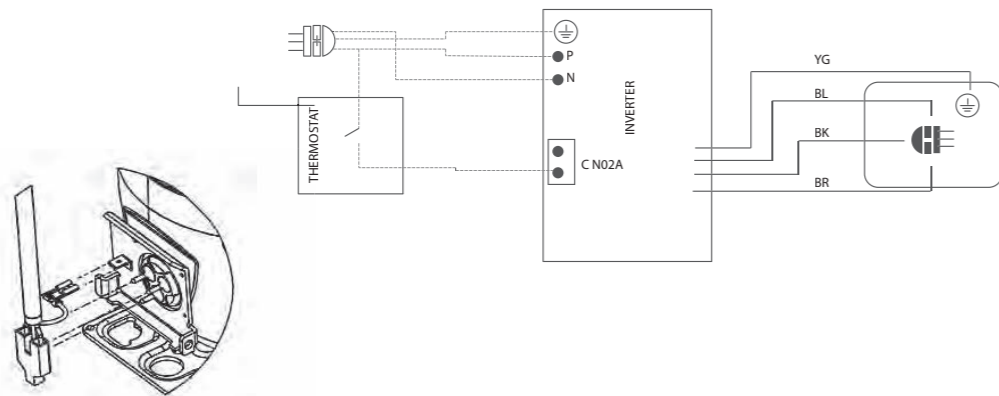


CON11 - VEG (FREQUENCY)

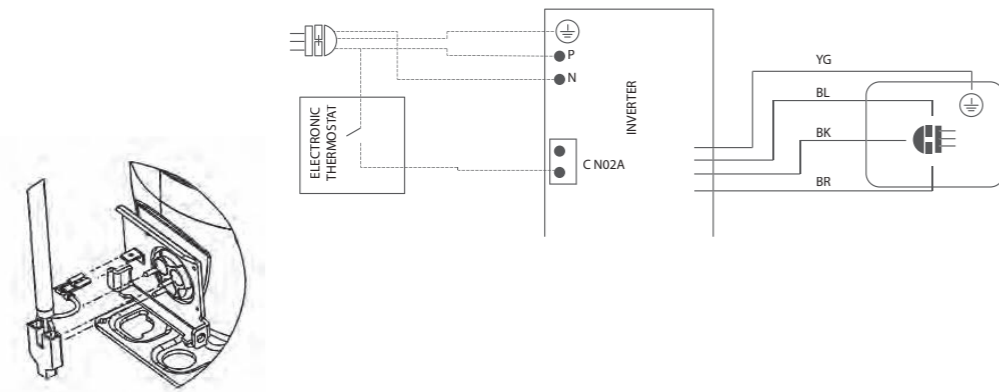


## Wiring Diagrams

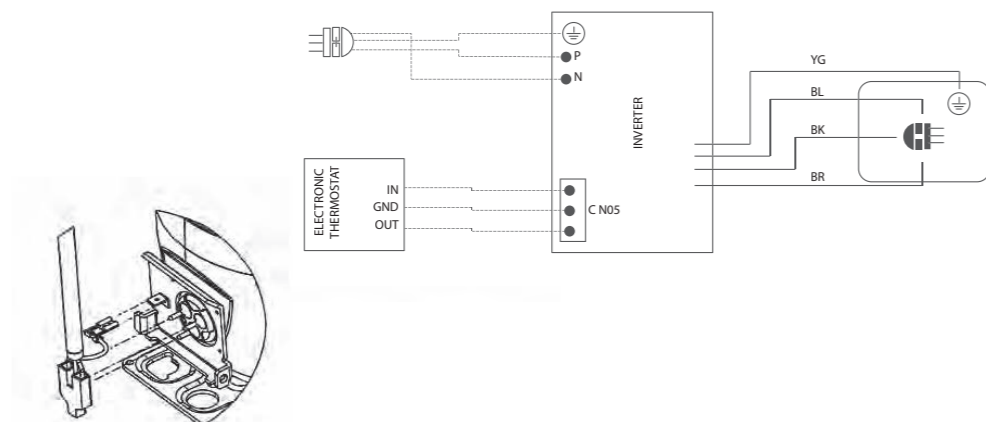
CON01 - VEMY6 / VEG (DROP-IN)



CON02 - VEM / VEG (FREQUENCY)

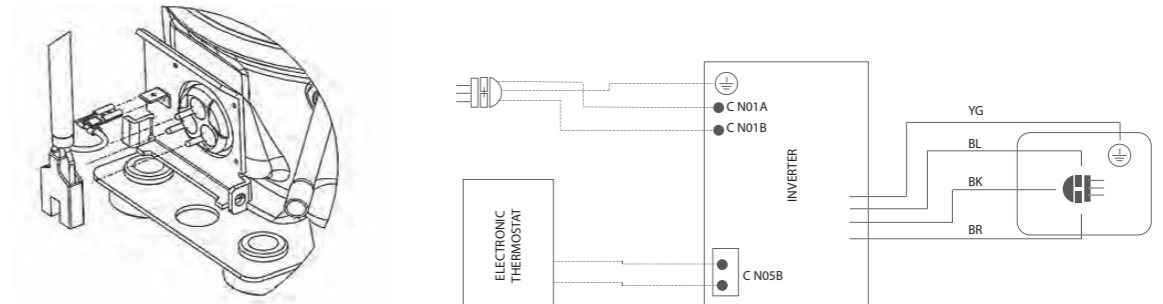


CON03 - VEMY6 / VEG (SERIAL)

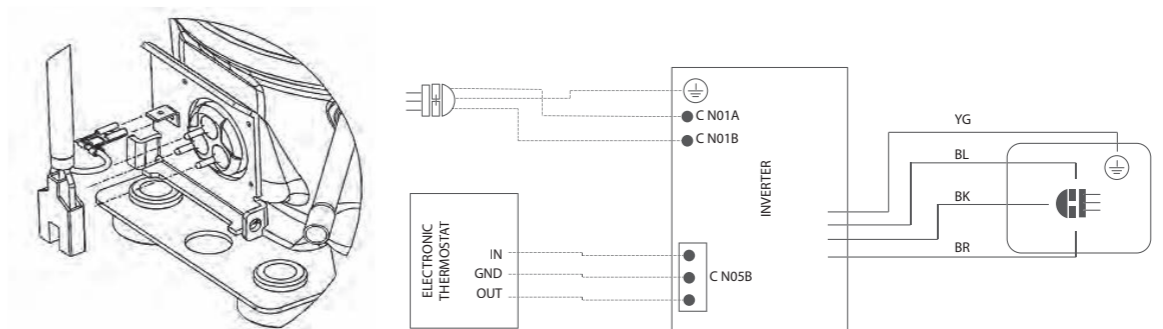


## Wiring Diagrams

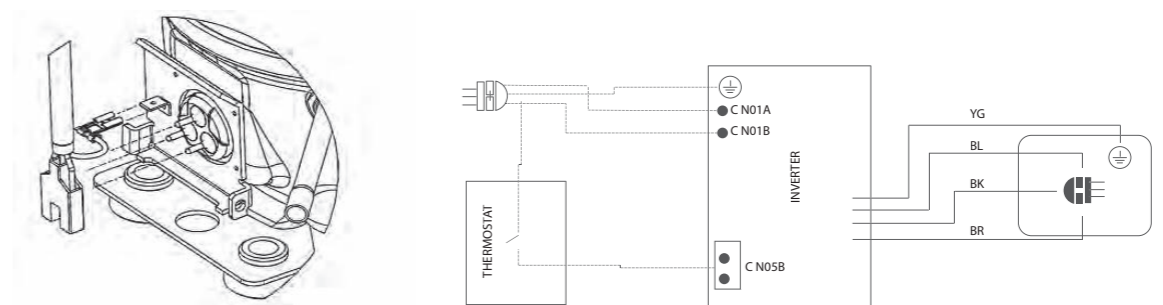
CON04 - VEM (FREQUENCY)



CON05 - VEM (SERIAL)



CON06 - VEM (DROP-IN)



# Besides the Compressors Portfolio

## Sliding Portfolio

Designed for cold rooms and outdoor applications



**High efficiency compressors:** Multi refrigerants and NJX/scroll implementation



**Easy maintenance:** Design & accessibility to components



**New esthetic and robust design:** Stackability & longitudinal airflow



**Compactness:** less use of raw materials & less space needed for transportation

## BIOMA Portfolio



Smart design with three access doors



Compact and innovative design

Easy maintenance, fast installation and easy cleaning for refrigeration professionals.

Urban areas of the European market require a product that is:



**Silent:** Ultra silent solution/Airflow management



**Robust design:** Stackability & longitudinal airflow



**High efficiency compressors:** Multi refrigerants and NJX/scroll implementation

## Unhoused Portfolio

R290 STD Range  
New range with standardized components

	E00 - Base	E04 - Intermediate	E07 - Advanced	E08
Version				
EC Fan	✓	✓	✓	✓
Mini Channel HE	✓	✓	✓	✓
Schraeder Valve	✓	✓	✓	✓
Liquid Receiver	-	✓	✓	-
IN/OUT Valves on Bracket (Brazed)	-	✓	✓	-
Sight Glass	-	-	✓	-
Filter Drier	-	-	✓	✓
CE Approved	✓	✓	✓	✓
Eco Design Compliant	✓	✓	✓	✓



**Wide capacity range:** LBP up to 2.5 kW | MBP up to 5 kW. (EN13215 - RGT20 - Subcool 3K)



**Sustainability:** available with R290 Natural Refrigerant.



**Robustness:** made to last, able to handle the heavy duty from any commercial application.



A complete product range with standard components.



**embraco**  
*Nidec*

[embraco.com](http://embraco.com)

Via Roma, 15  
10023, Chieri, TO, Italy

Subject to alteration without previous notice  
2024